

[Documentation](#) → [Getting Started](#) → [Distributor Tutorial](#) → [Additional Distributor Tutorials](#) →

Enrolling Direct Contracts



This article has been generated from the online version of the documentation and might be out of date. Please, make sure to always refer to the online version of the documentation for the up-to-date information.

Auto-generated at July 16, 2024

The CloudBlue Connect platform can be used to find new products for your organization and start collaborating with new business partners. Use the Catalog module to access detailed information on products that are available for referral programs and syndication scenarios.

Direct contracts (also called *referral contracts*) are required to establish and manage direct business relationship with Vendors of products that are available via a *product catalog*. Specifically, Distributors can use direct contracts to start collaborating with new Vendors and list selected products within their marketplaces for subsequent distribution operations.

The following introduces the *Pennino Inc* distributor organization that wants to acquire the *Cyabra* social search engine. This product is presented and provided by *Mighty Mick's LLC* that has already created all required agreements for referral operations. Follow the guidelines below to enroll a direct contract.

Prerequisites

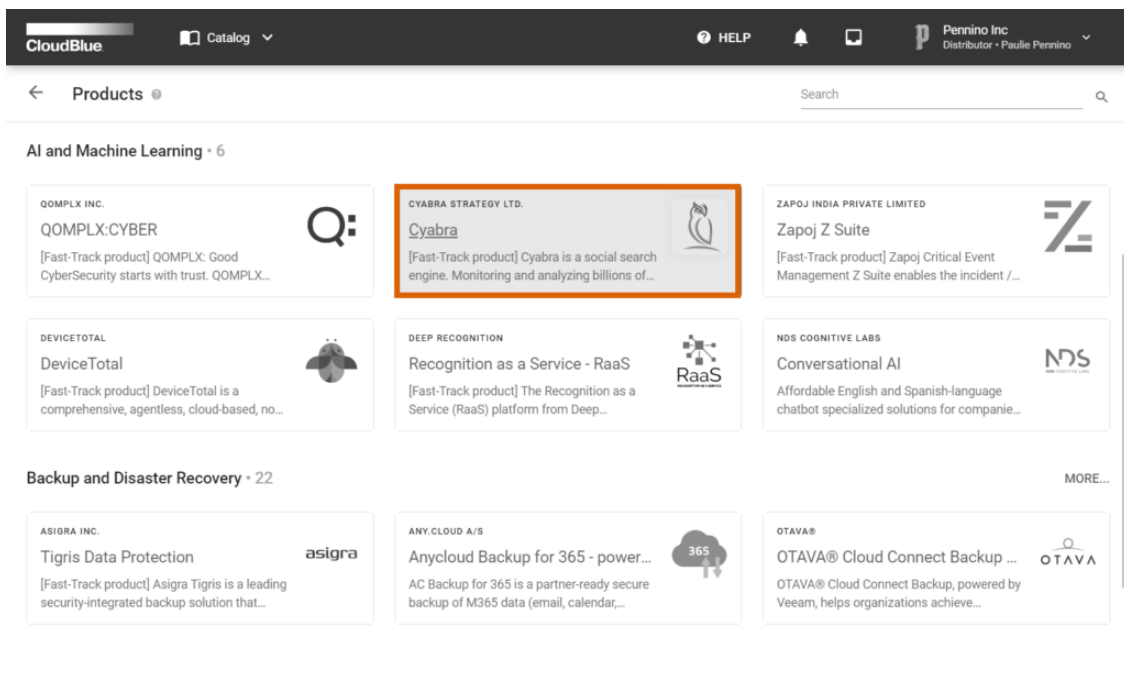
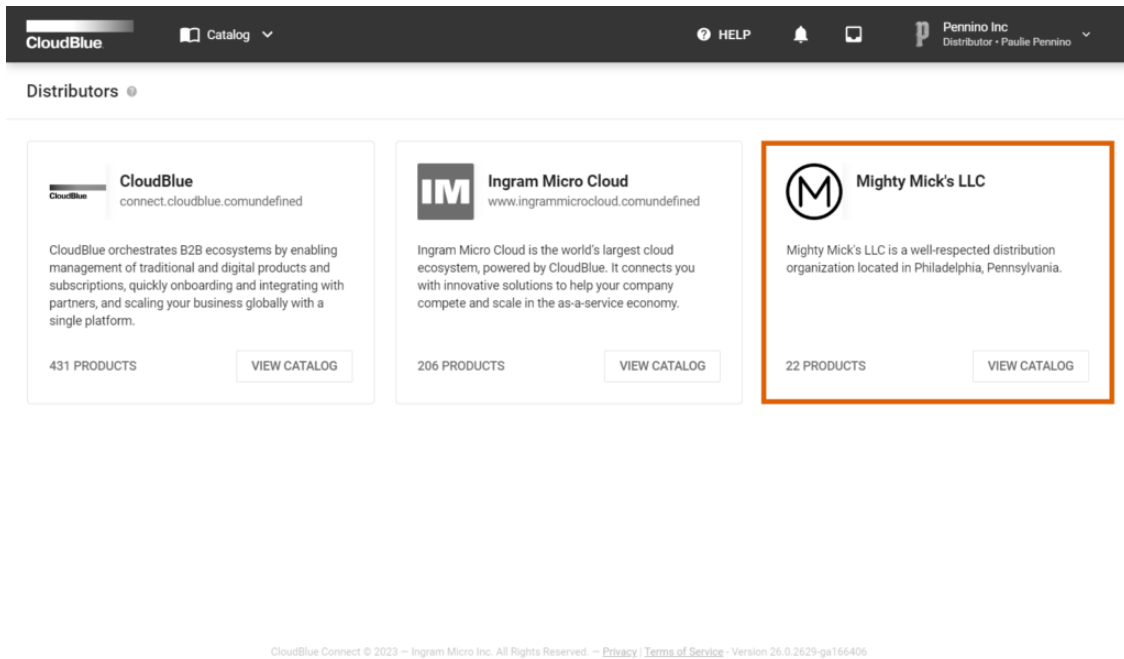
To successfully enroll a direct agreement on Connect, make sure that the following requirements are met:

- Your hub and marketplace are created.
- Create a program agreement to start working with new Vendors.
- Define your distribution agreement to establish terms of accessing your marketplace.

Pennino Inc successfully registered a hub with associated marketplace. Furthermore, this organization created a new generic program agreement and distribution agreement by using the *Partners* module.

Catalog Overview

Access the **Catalog** module to locate a product that will be used to enroll a new direct contract. Note that if your organization collaborates with multiple Distributors on Connect, the system will prompt to select a Distributor first.



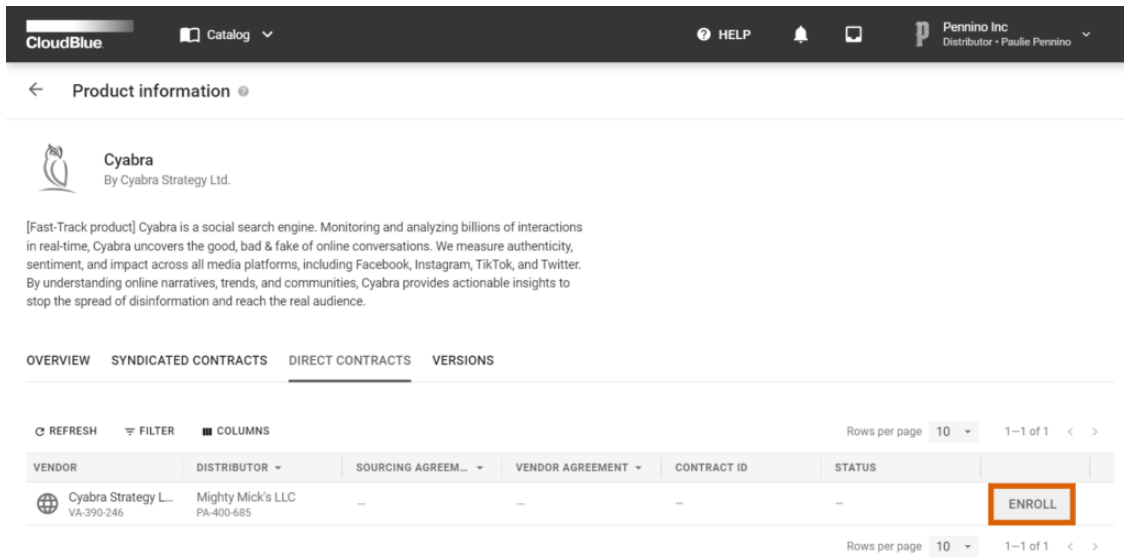
In case your business partner provides multiple products of the same category, click **More** to browse through all products of your selected category. In addition, you can use the search bar at the top-right corner of the Catalog module to quickly find required products.

In this scenario, Pennino Inc clicked on *Mighty Mick's LLC catalog* and selected the *Cyabra* product from the list.

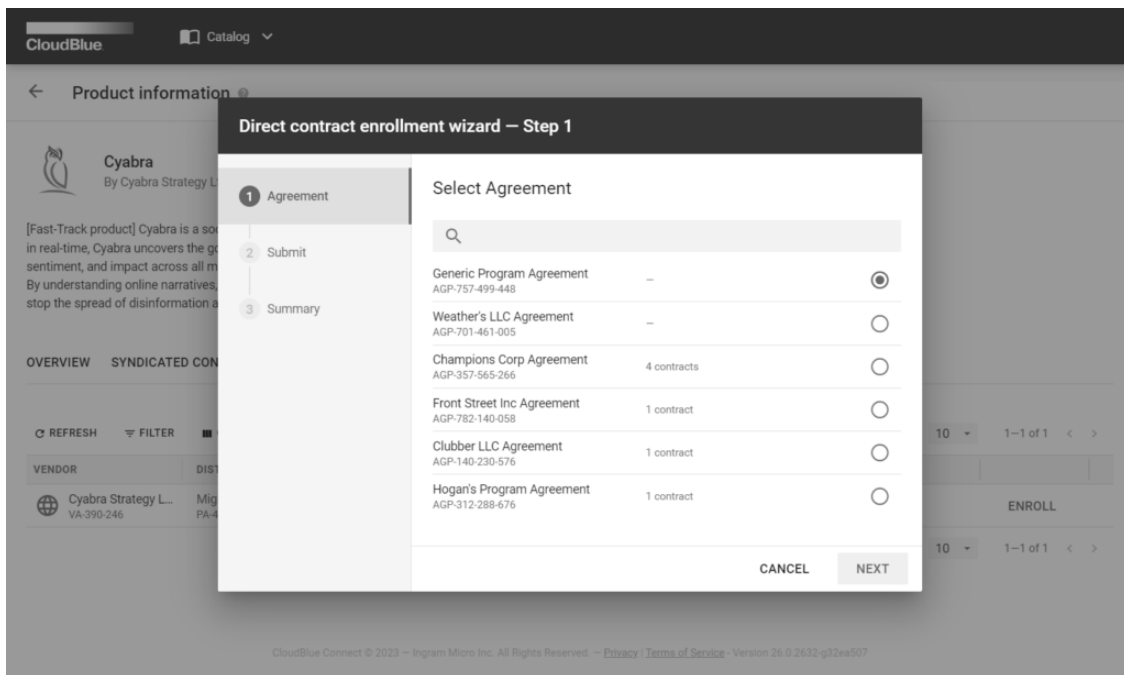
Enrollment Wizard

Once a product from the provided list is selected, the system allows accessing product overview, versions, video presentations, images, Vendor information and so on. The system allows enrolling direct contracts only if your selected product provides agreement information within the **Direct Contracts** tab.

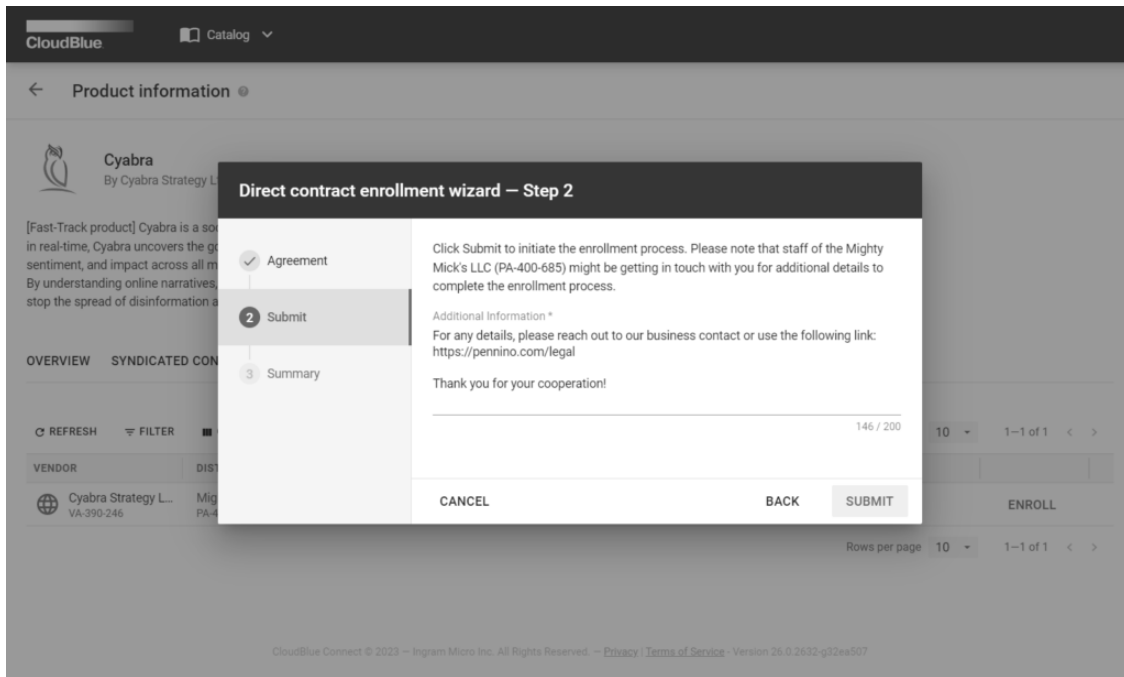
Click **Enroll** and complete the provided wizard steps as follows:



CloudBlue Connect © 2023 – Ingram Micro Inc. All Rights Reserved. – [Privacy](#) | [Terms of Service](#) - Version 26.0.2632-g32ea507



CloudBlue Connect © 2023 – Ingram Micro Inc. All Rights Reserved. – [Privacy](#) | [Terms of Service](#) - Version 26.0.2632-g32ea507



1. **Agreement:** The system requires to choose a *Program Agreement*. Thus, Pennino Inc selects their created generic agreement for Vendors.
2. **Submit:** This step allows specifying any additional information that may be required to process a contract. Pennino Inc provided a short message for their business partners.
3. **Summary:** This step provides a summary with the specified Distributor, product, target marketplace and the created contract.

As a result, Pennino Inc successfully enrolled their direct contract for the Cyabra product. In case Mighty Mick’s LLC accepts this contract, the system will allow the Cyabra Strategy Ltd vendor organization to review and sign the attached program agreement. Once the program agreement is signed, Pennino Inc will be able to create manage required listing requests, establish a product to hub connection, and perform other operations on the Connect platform.