



<https://cloudblue.com>

[Documentation](#)  [Help and Support](#)  [Release Notes](#)  [Archived Release Notes](#) 

# v29 Release Notes



This article has been generated from the online version of the documentation and might be out of date. Please, make sure to always refer to the online version of the documentation for the up-to-date information.

Auto-generated at May 29, 2026



Release Date: **October 5, 2023**

This release brings new and enhanced features, better scalability, smoother workflows, and a richer user experience on CloudBlue Connect.

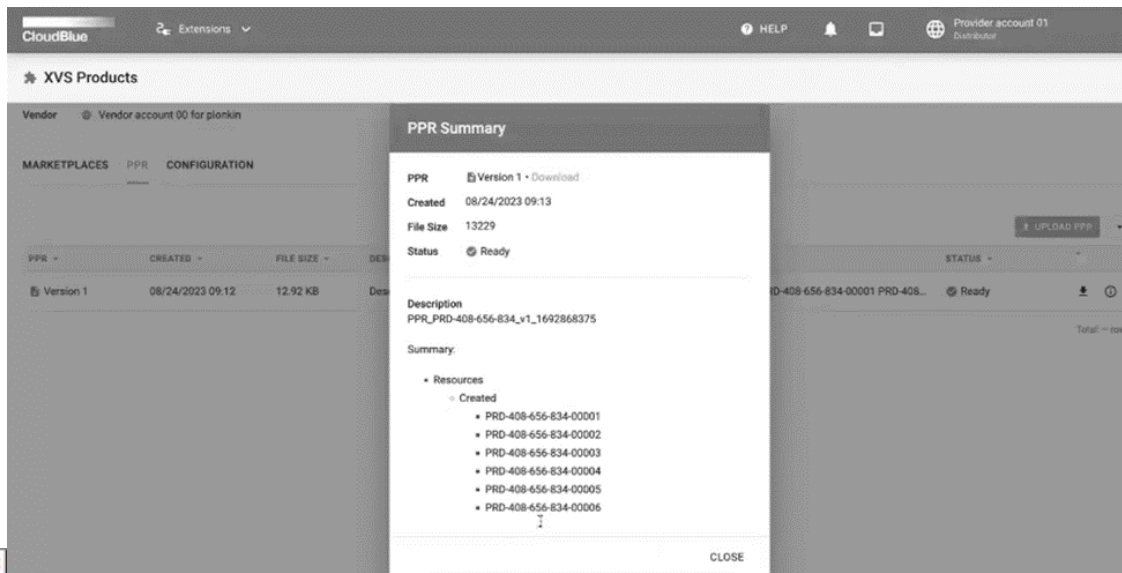
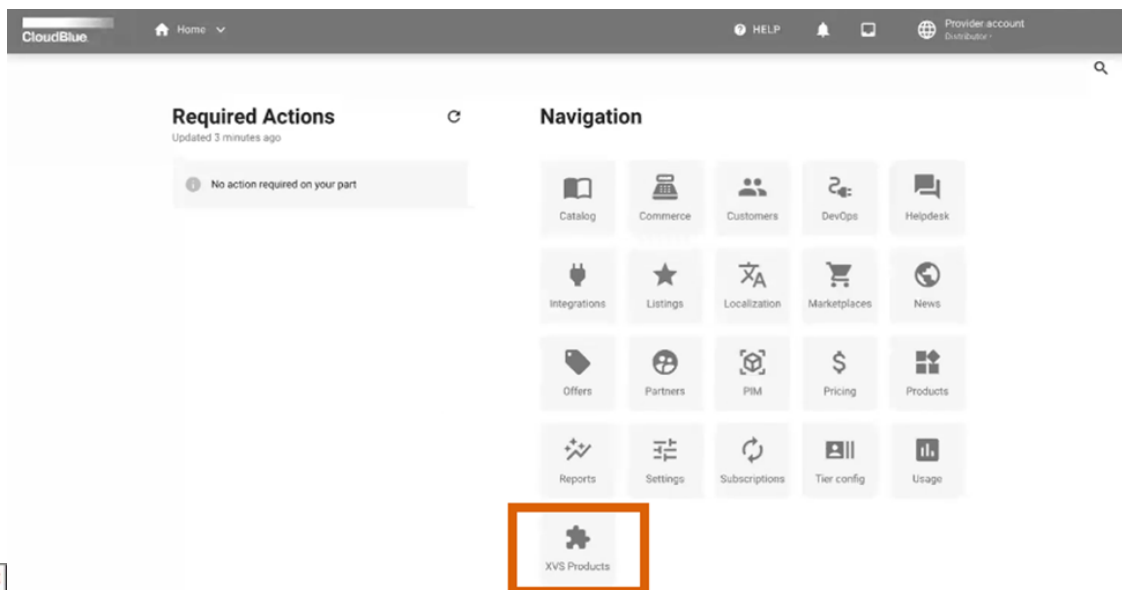


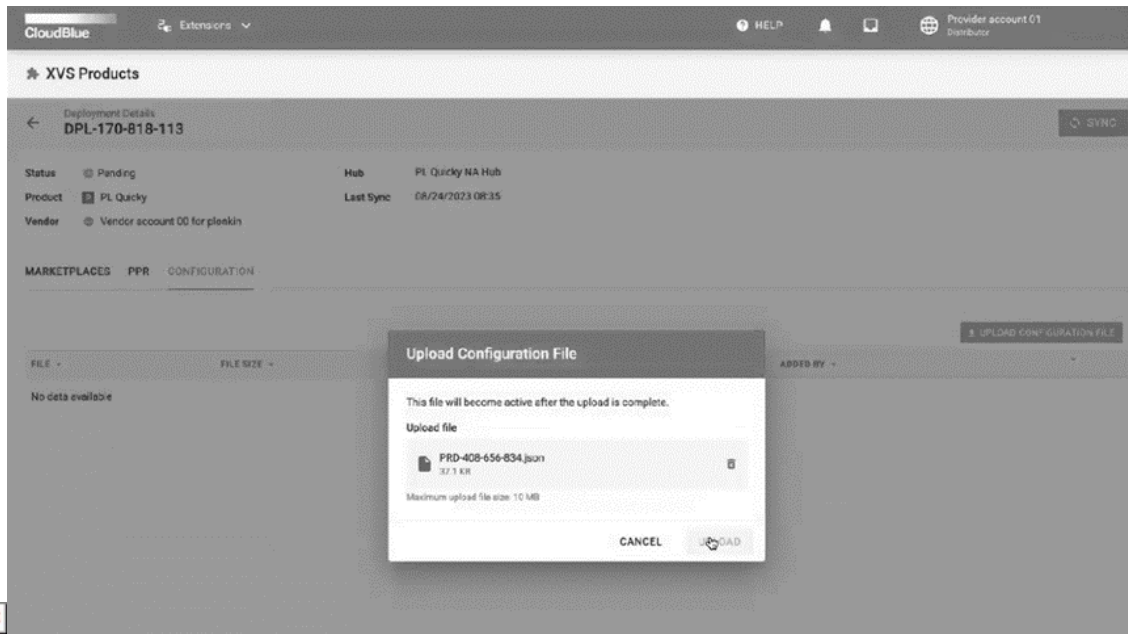
## 1. CloudBlue Connect Platform

### 1.1 New XVS Products Extension

The new **XVS Products** extension facilitates faster and simpler product onboarding by providing a central place for tracking product customizations and which product version is deployed to which Commerce Hub or Marketplace.

You can see the live deployment status on the **Deployments** tab and track which PPR version is applied to which Hub. Inside each deployment, you can download the PPR file for the required version, see the list of Marketplaces where it is deployed, upload a new PPR or regenerate it for a product, add and track JSON configuration files.

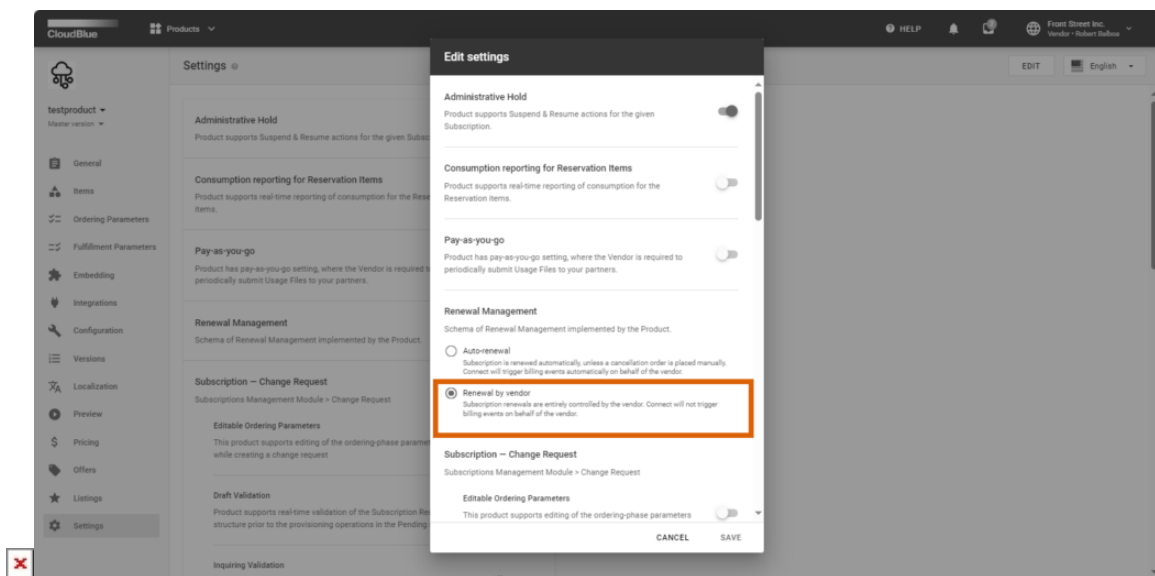




Read more about the **XVS Products** extension here.

## 1.2 Product renewal management - Renewal by vendor

The new **Renewal management** product setting **Renewal by vendor** has been introduced in Connect to allow vendors to entirely manage subscription renewal process and send billing requests to an external system so that subscription renewal and billing settings would be aligned between the distributor and vendor.



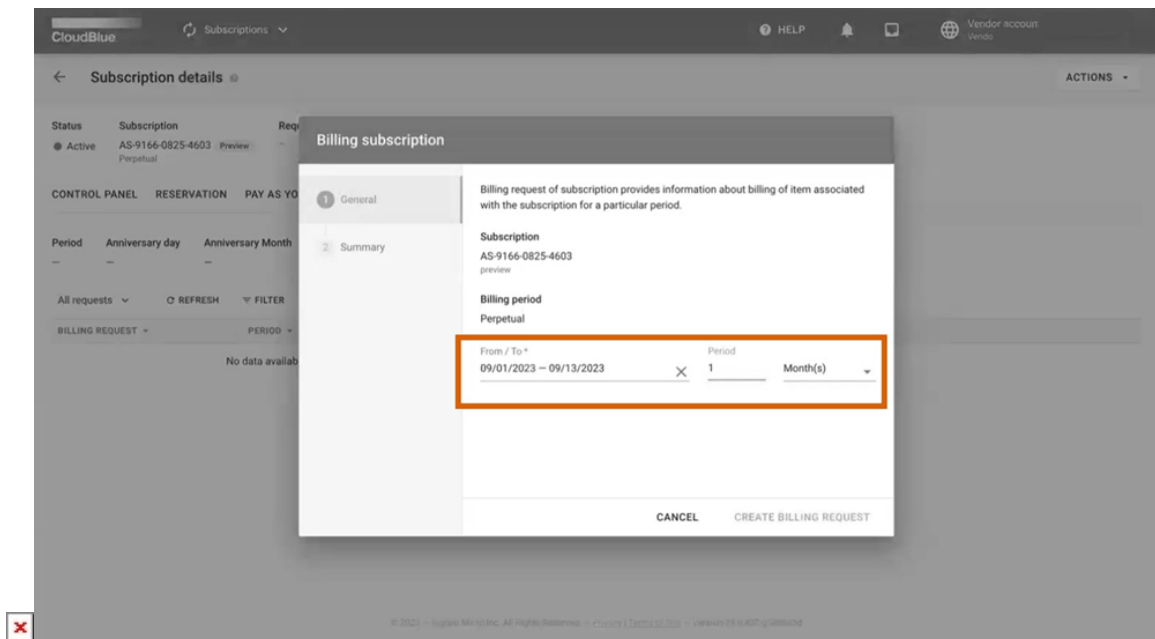


### Information

If the **Renewal by vendor** setting is switched on for a product, no billing requests will be generated automatically by Connect.

Vendors can create billing requests for both recurring and perpetual subscriptions and any subscription type: *preview*, *test*, or *production*.

For perpetual subscriptions, Connect fully relies on the vendor data and allows to pass a custom billing period on the **Billing subscription** screen:



## 1.3 Ordering parameters - Parameter dependencies

Connect now allows vendors to configure parameter dependencies to define how one parameter visibility or configurability depends on the options or values selected for other parameters.

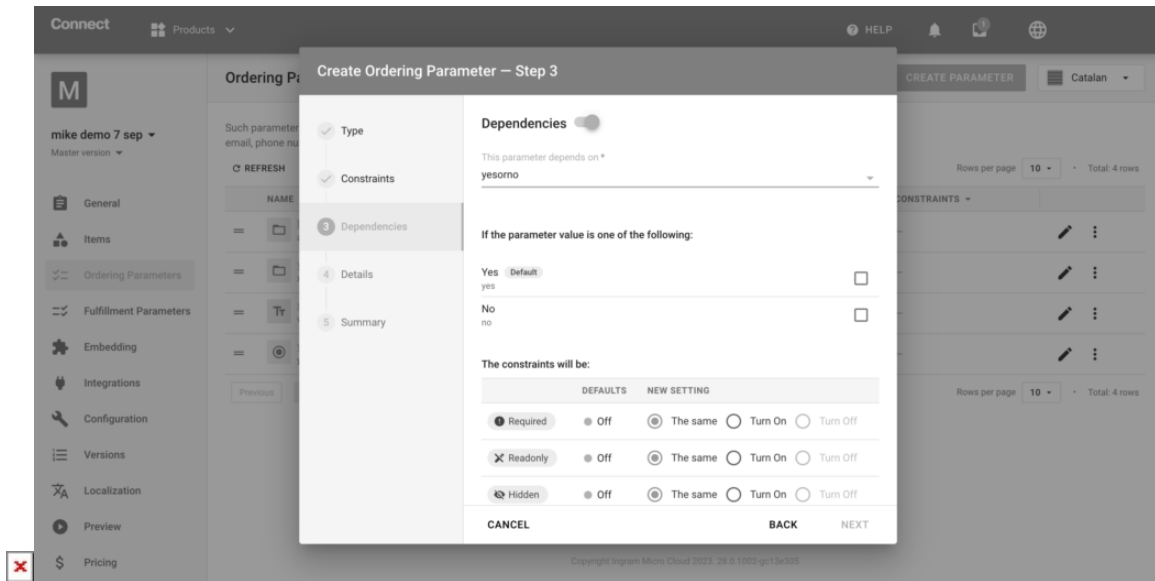
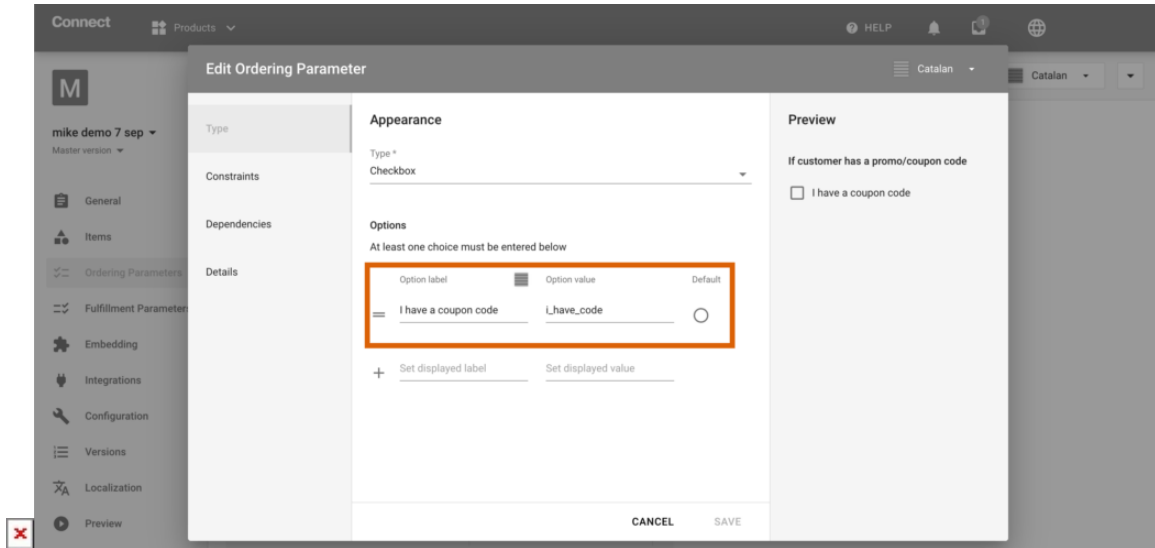


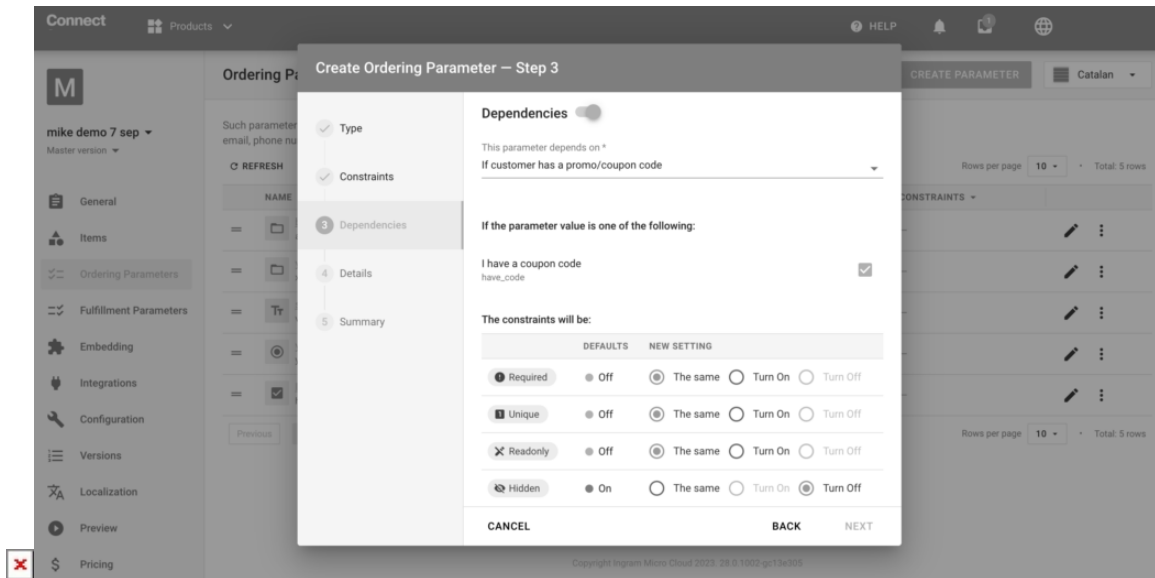
### Information

Only ordering parameters support the dependency configuration.



For example, you may need to dynamically display the input field to enter the promo code if users select the *I have Promo code* checkbox when placing an order in the customer portal. As another example, you may want to show the *Account ID* input field (hidden by default) if the *Are you an existing customer?* checkbox is selected:





### Information

The parameter indicated in the **Dependency** section must have **Choice, Drop-down, or Checkbox** type.

## 1.4 Products - Product item groups

To ensure that a product item has a unique identifier across the entire distributor’s ecosystem, Connect now allows vendors to group product items by specifying a **Group manufacturer part number** in the product item settings.



### Information

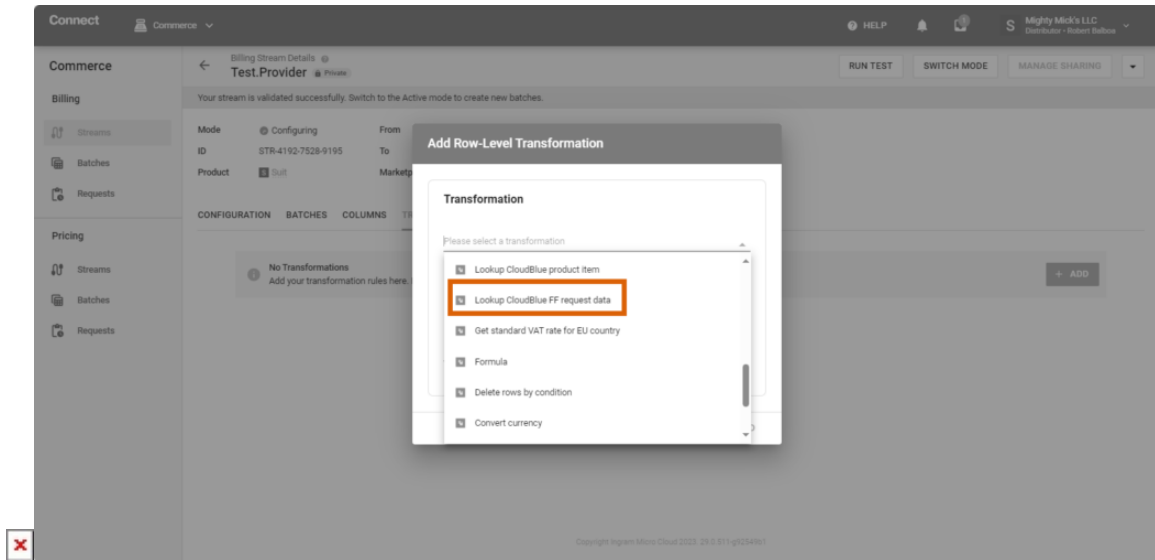
A product item group is an optional setting, however, if it is configured, its identifier will be used by all external systems integrated with Connect over the product item id.

## 1.5 Pricing Support in Data Streams Processing - New transformation



### 1.5.1 Lookup CloudBlue Fulfillment Request Data

A new transformation function has been added to the **Commerce** module which allows you to get the CloudBlue fulfillment request data by the parameter value as a mandatory search criterion and subscription id as an optional one.



### 1.5.2 Lookup CloudBlue Subscription Data - Improved filtering options

For the **Lookup Cloudblue subscription data** transformation function, you can now choose more subscription data parameters for output columns.

