

[Documentation](#) → [Help and Support](#) → [Release Notes](#) →

# v19.2 Release Notes



This article has been generated from the online version of the documentation and might be out of date. Please, make sure to always refer to the online version of the documentation for the up-to-date information.

Auto-generated at August 9, 2022

Release Date: **May 01, 2020**

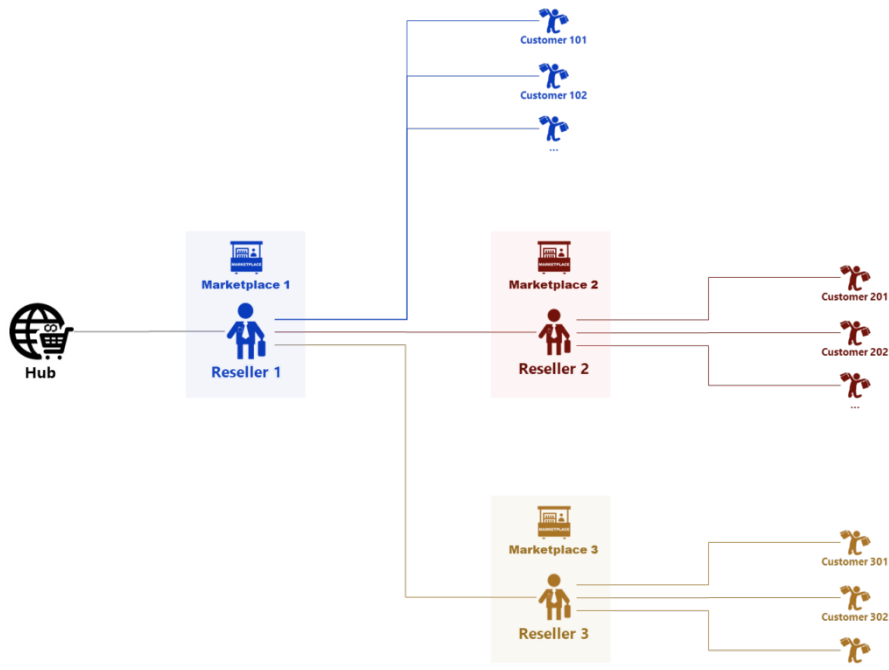
## Improved Parameters Performance

In addition to continuous performance improvements with every release, we've managed to make parameters handling in the Assets Management Module even faster.

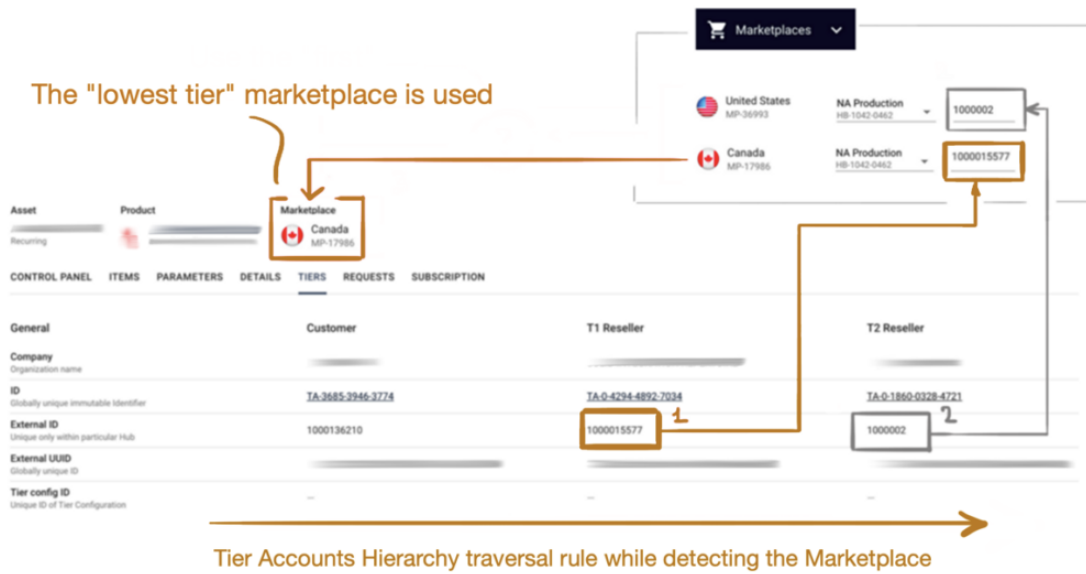
This update improves API and Portal performance of the parameter-related operations up to 4 times on some workloads.

## Overlapping Marketplaces Support

Prior to this update, our logic of the "marketplace detection" based on Tiers information did not allow for overlapping configurations; i.e. it was not possible to use "Marketplace 1" in the logical configuration illustrated by the following diagram:



With this update we've removed this limitation and such configurations are now possible with the following traversal rule:

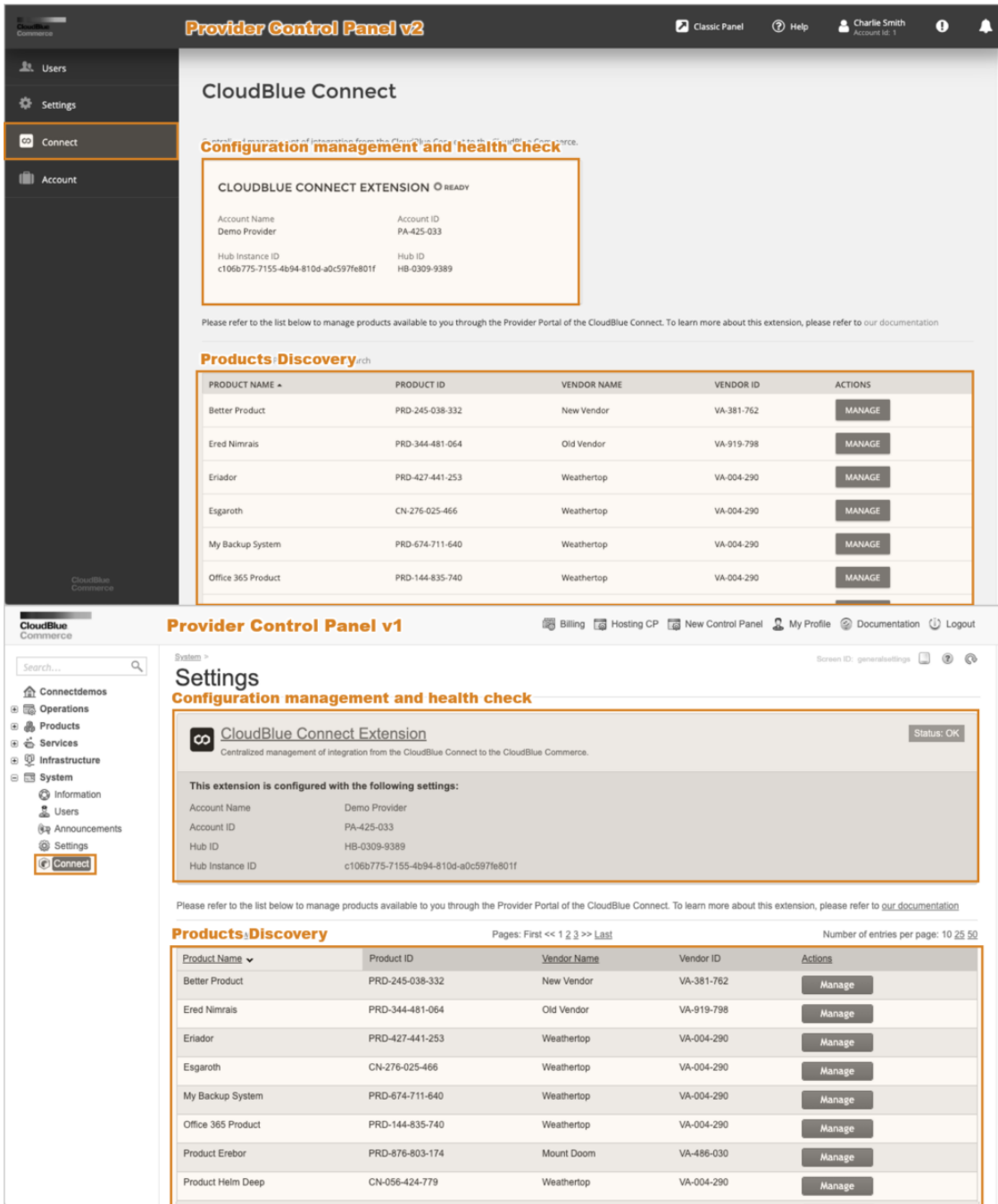


I.e. our marketplace detection algorithm now traverses the tier accounts hierarchy “bottom-up” and the first marketplace that is detected is used.

## Product Management UI in the CB Commerce Extension

Our Extension for the CloudBlue Commerce has been enhanced to support complete Product Lifecycle Management operations (initial installation and upgrades).

It is now possible to not only review the configuration of connectivity to the Provider and health check capabilities, but also to discover products that are available for deployment with the native interface of the Provider Control Panel of the CloudBlue Commerce:



Both versions of the Provider Control Panel (PCP) of the CloudBlue Commerce are supported for the Installation and Upgrade scenarios implementing the following workflows.

### Product Installation



## Product Upgrade



Please Refer to the Extension for the CloudBlue Commerce documentation for details.