

[Documentation](#) → [Help and Support](#) → [Release Notes](#) →

v28 Release Notes



This article has been generated from the online version of the documentation and might be out of date. Please, make sure to always refer to the online version of the documentation for the up-to-date information.

Auto-generated at May 13, 2024

Release Date: **July 26, 2023**

This release brings new and enhanced features, better scalability, smoother workflows, and a richer user experience on CloudBlue Connect.



1. CloudBlue Connect Platform

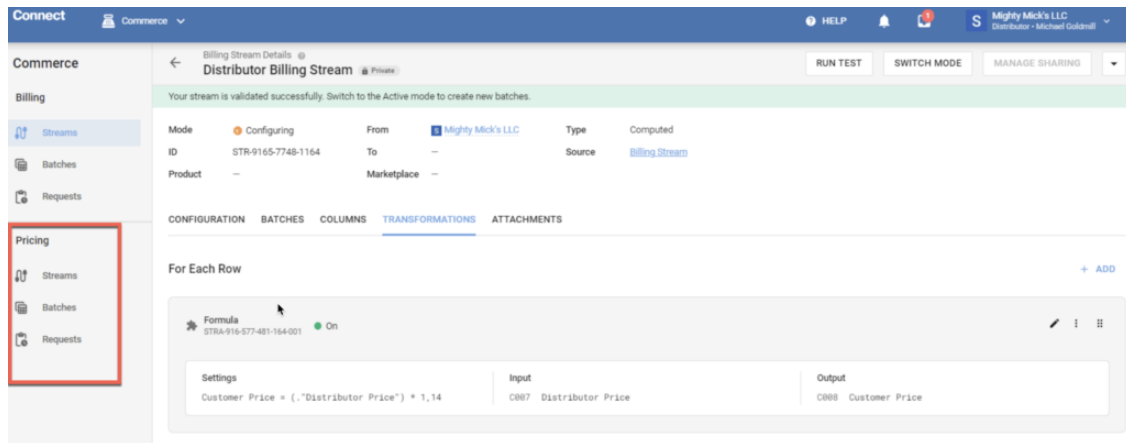
1.1 Pricing Support in Data Streams Processing

To simplify daily tasks like billing audit and billing operation scalability, Data Streams Processing in CloudBlue Connect has enhanced its functionality and now allows vendors and distributors to use price lists from the **Pricing** module as a source for computed streams in the new **Pricing** section. The list of available transformations includes:

- Split Column
- Manual transformation
- Lookup CloudBlue Subscription Data
- Lookup Cloudblue Product Item Data
- Get standard VAT Rate for EU Country - **now supported**
- Formula - **now supported**
- Filter Rows by Condition - **now supported**
- Convert Currency
- Copy Column(s)
- Lookup Data from a stream attached Excel - **now supported**
- Lookup Data from AirTable - **now supported**

Information

The list of transformations can be extended by building a custom EaaS extension.

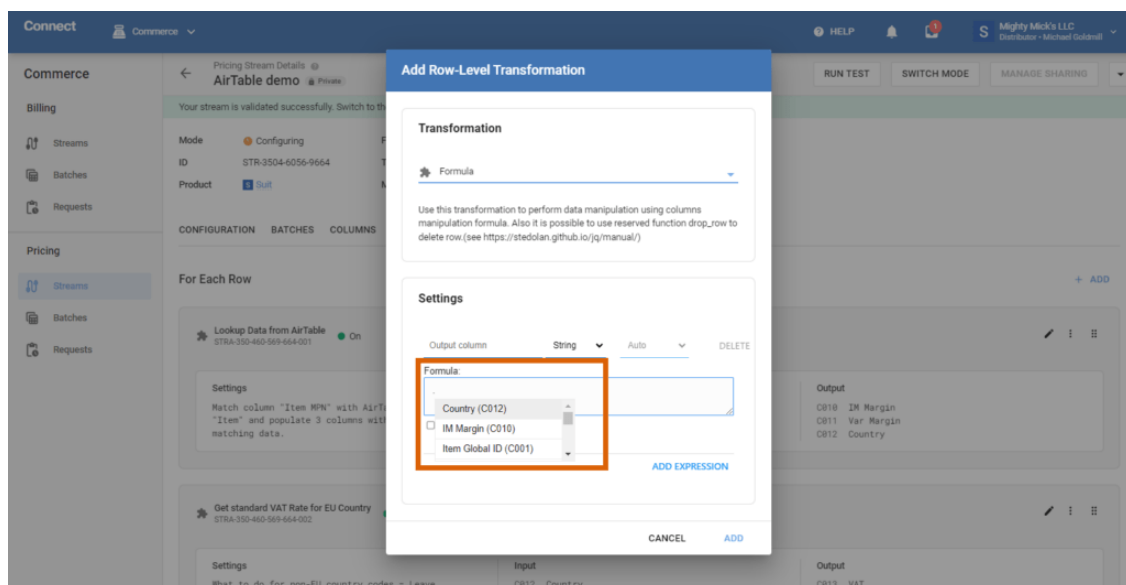


You can see the live transformation status in **Batches** of the **Pricing** section and check the individual transformation request details in **Requests**.

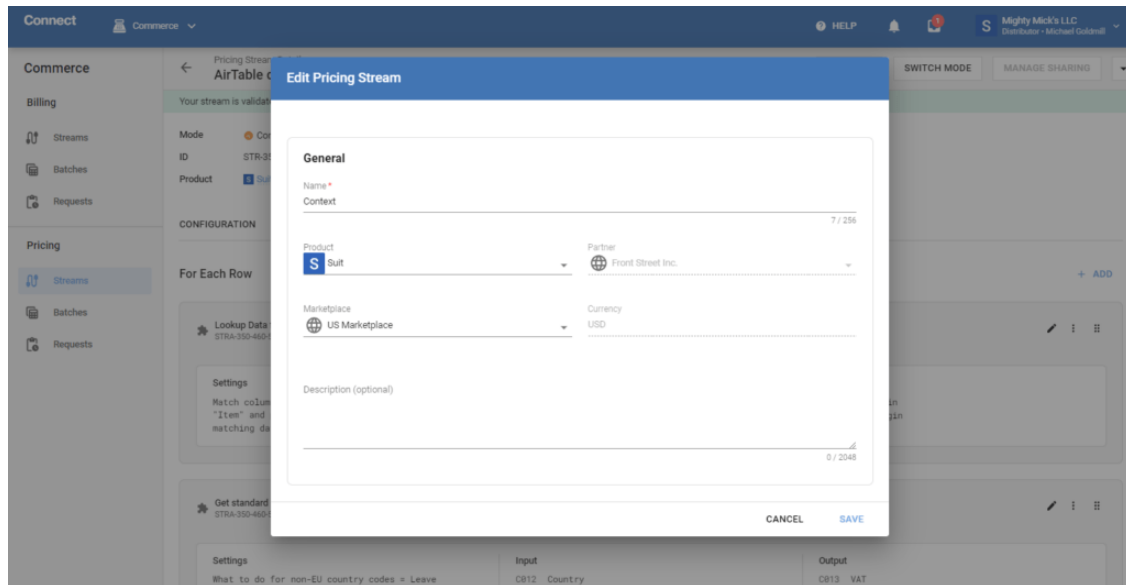
Depending on your business needs, you can configure as many streams as required, including one stream per Marketplace, and these streams can be processed simultaneously.

1.1.1 Transformations - Formula

Formulas can be used to perform mathematical and logical operations on columns and context variables. For example, calculate margins, prices, time periods, etc. When adding formula-based transformations, you can see the list of suggested columns by typing "." and the list of context variables by typing the "\$" sign:



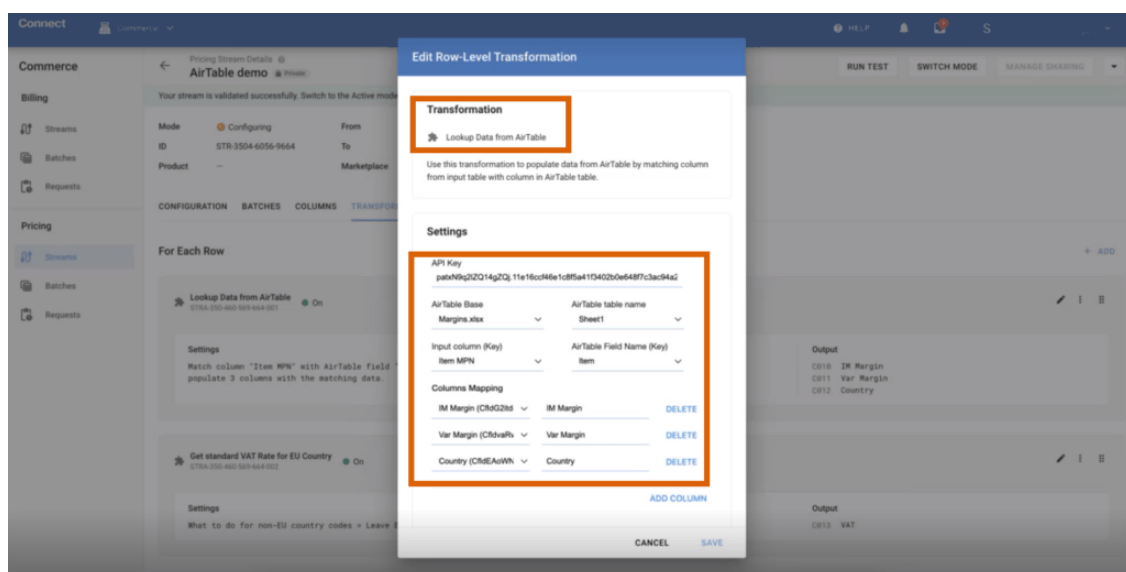
The context is taken from the pricing stream settings:



1.1.2 Transformations - Lookup data from AirTable

The Commerce module now supports storing data in a central place using the **AirTable** cloud service, allowing you to share the data between multiple streams and Marketplaces.

To add this transformation rule, you need to upload your Excel file to **AirTable**, create a token in **Personal access tokens** of **Developers** hub, and when creating a new row-level transformation, choose **Lookup data from AirTable** in the drop-down list:

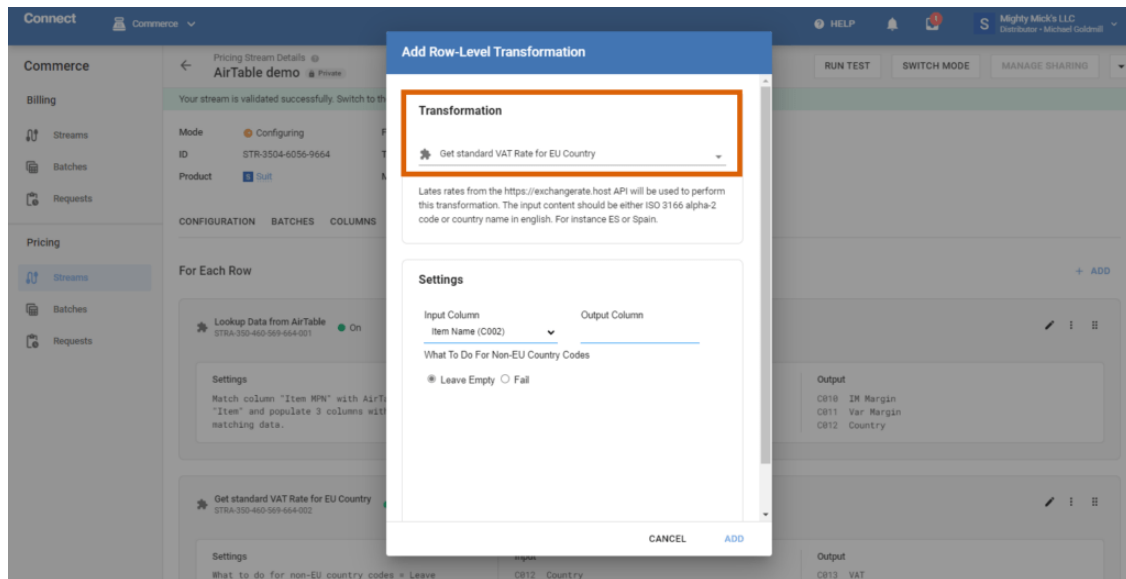


You then need to insert the copied token into API key and map columns and sheets between your stream Excel file and

the Airtable one.

1.1.3 Transformations - Get standard VAT rate for EU Country

Distributors can now get the standard VAT rate for European countries by adding the **Get standard VAT rate for EU country** row-level transformation:



1.2 Audit Trail - New modules traced

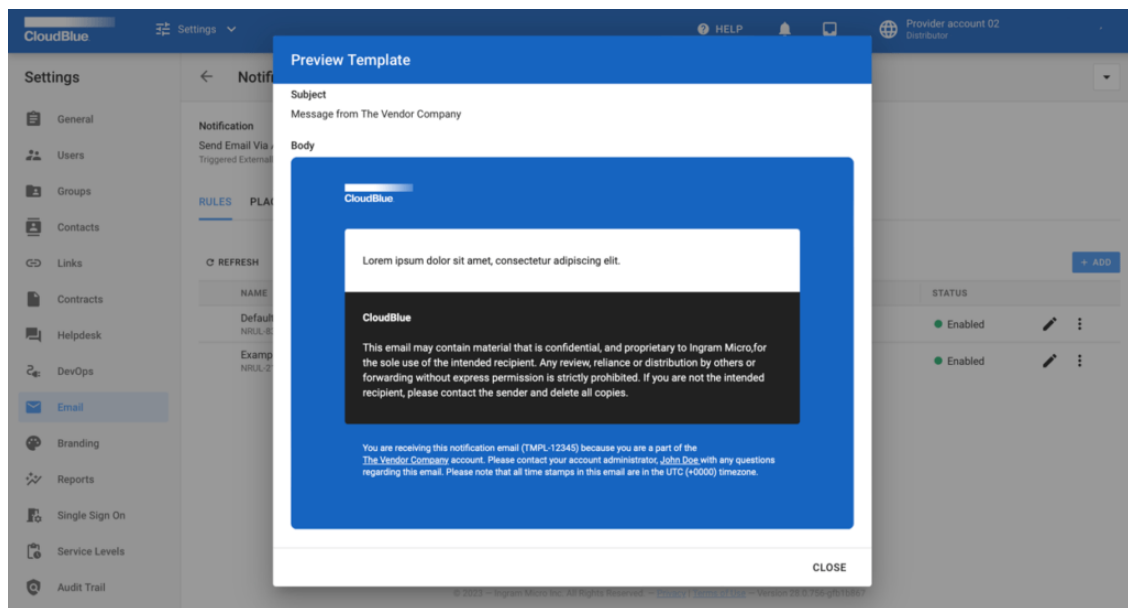
CloudBlue Connect now captures data for the following modules: **PIM**, **Partners**, **Branding**, and **News**.

To access Audit Trail, choose **Audit Trail** in the left navigation pane of the **Settings** module.

1.3 Custom Email Templates

Distributors can now send email notifications using the new Notifications API in the following ways:

- based on the default email template with only the subject and content passed
- based on a custom notification template configured by adding a new notification rule in the **Email** section of the **Settings** module under the **Send email via API** notification type. In this case, the rule id visible under the custom template needs to be passed along with other parameters to the Notifications API.



Custom Extensions built using the **DevOps** module can also send email notifications to customers either based on custom templates or the raw HTML content.

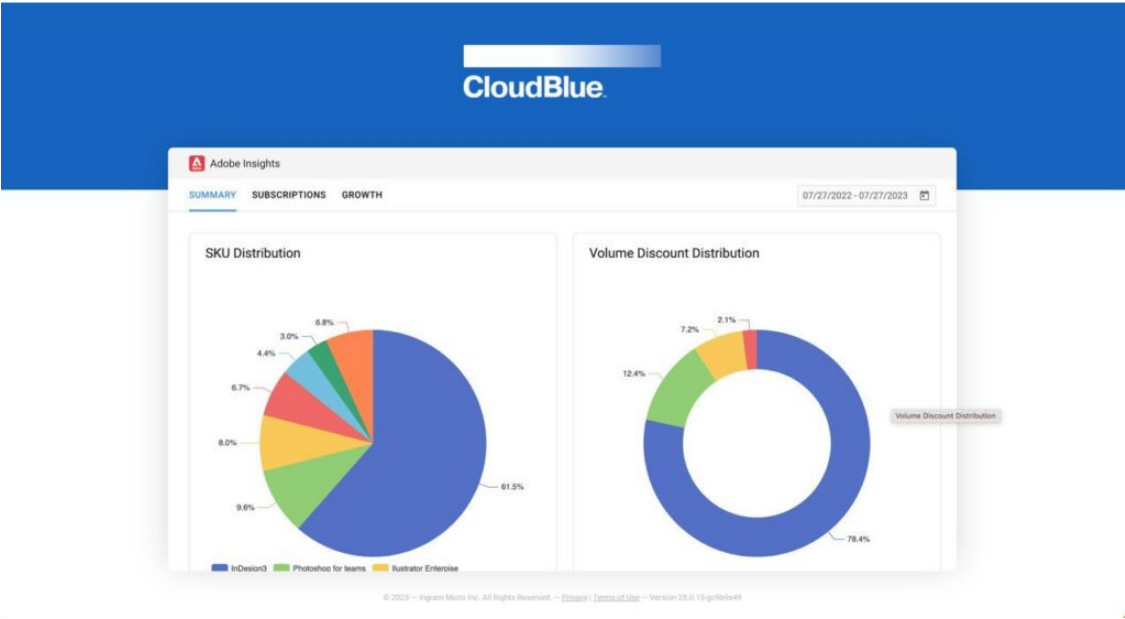
1.4 Products - New commitment periods supported

The **Products** module has extended the list of supported commitment periods, the following periods are now available:

- 1 month
- 1 year
- 2 years
- 3 years
- 4 years
- 5 years
- **6 years - now supported**

1.5 Extensions - Vendor Screens

CloudBlue Connect allows you to build custom extensions, using the **DevOps** module, to bring the service screens to your Tier (Reseller) Context:



CloudBlue

Adobe Insights

SUMMARY SUBSCRIPTIONS GROWTH 07/27/2022 - 07/27/2023

SUBSCRIPTION	CUSTOMER	START DATE	RENEWAL DATE	DISCOUNT LEVEL	CURRENCY	COST	MSRP	STATUS
AS-1156-8471-9624 External ID: 1000058	Buddy Schaden TA-7635-9582-8502 - 1000013	2022-12-19	2023-12-19	Level 1	USD	300	360	active
AS-3019-9097-0835 External ID: 1000062	Adrien Donald Bertrand TA-7635-9582-8502 - 1000013	2022-12-21	2023-12-21	Level 1	USD	—	—	active
AS-7705-9163-2750 External ID: 1000063	Adrien Donald Bertrand TA-7635-9582-8502 - 1000013	2022-12-21	2023-12-21	Level 1	USD	400	480	active
AS-6865-0527-5113 External ID: 1000064	Adrien Donald Bertrand TA-7635-9582-8502 - 1000013	2022-12-21	2023-12-21	Level 1	USD	400	400	active
AS-7054-2620-1499 External ID: 1000065	Adrien Donald Bertrand TA-7635-9582-8502 - 1000013	2022-12-21	2023-12-21	Level 1	USD	—	—	active
AS-1160-7855-1908 External ID: 1000066	Murphy Toy TA-7635-9582-8502 - 1000013	2022-12-27	2023-12-27	Level 2	USD	900	950	active
AS-4745-2430-2235 External ID: 1000067	Merl Rutherford TA-7635-9582-8502 - 1000013	2022-12-27	2023-12-27	Level 1	USD	400	480	active
AS-2484-7568-1955 External ID: 1000068	Abelardo Mann TA-7635-9582-8502 - 1000013	2022-12-27	2023-12-27	Level 2	USD	1800	1900	active
AS-1222-0797-6490 External ID: 1000069	Doris Bradtke TA-7635-9582-8502 - 1000013	2022-12-27	2023-12-27	Level 1	USD	600	720	active
AS-4674-6435-9680 External ID: 1000077	Doris Bradtke TA-7635-9582-8502 - 1000013	2023-01-02	2024-01-02	Level 1	USD	100	120	active

© 2023 - Ingram Micro Inc. All Rights Reserved - Privacy | Terms of Use - Version 28.0 15-gc06he49

