

[Documentation](#) → [Help and Support](#) → [Release Notes](#) →

# v31 Release Notes



This article has been generated from the online version of the documentation and might be out of date. Please, make sure to always refer to the online version of the documentation for the up-to-date information.

Auto-generated at May 12, 2024



Release Date: **January 30, 2024**

This release brings new and enhanced features, better scalability, smoother workflows, and a richer user experience on CloudBlue Connect.

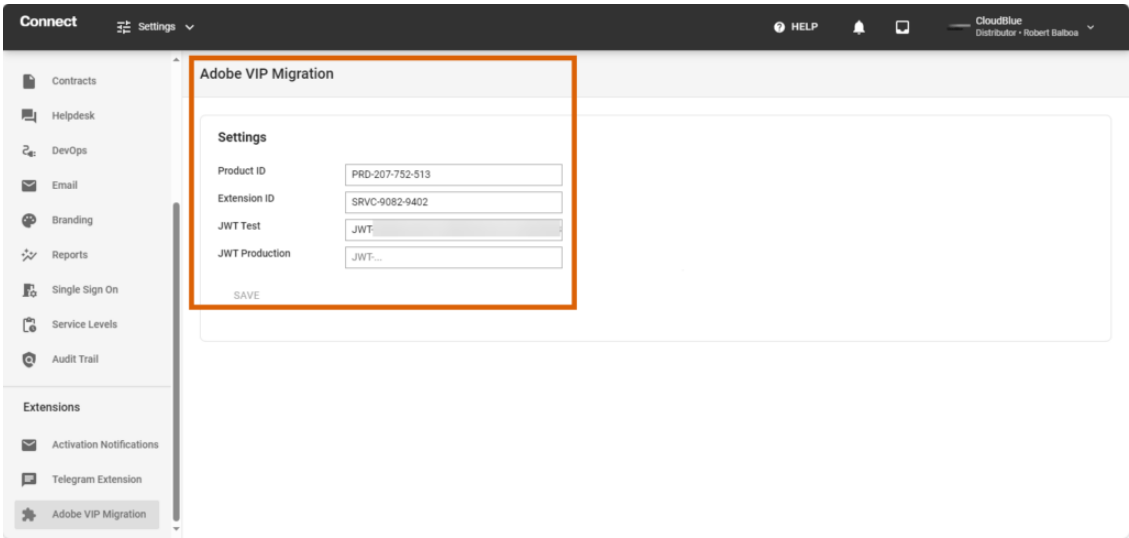


## 1. CloudBlue Connect Platform

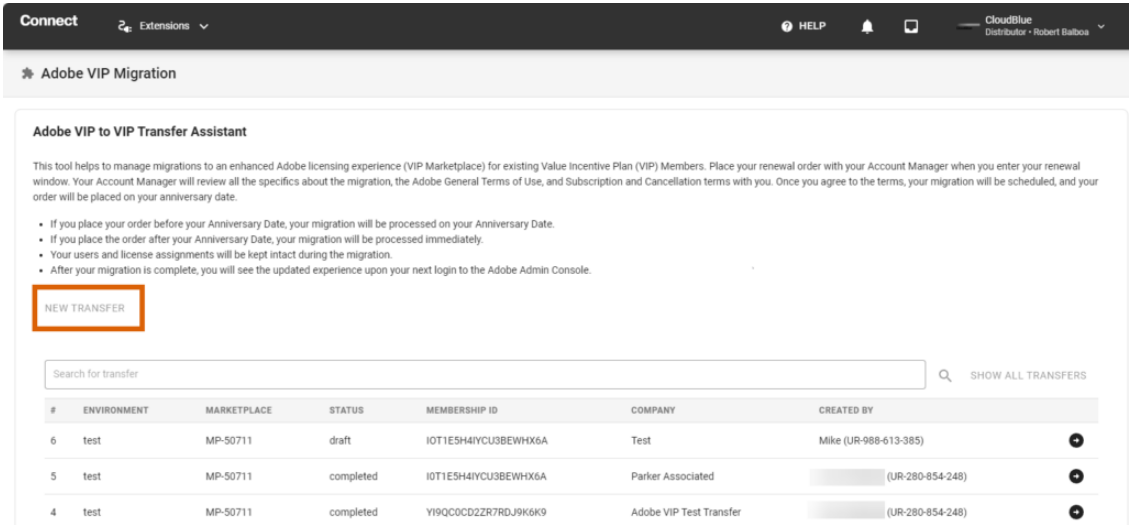
### 1.1 Extensions - Adobe VIP Migration

The new **Adobe VIP Migration** extension facilitates a smooth and secure migration of Adobe customers to the Connect platform.

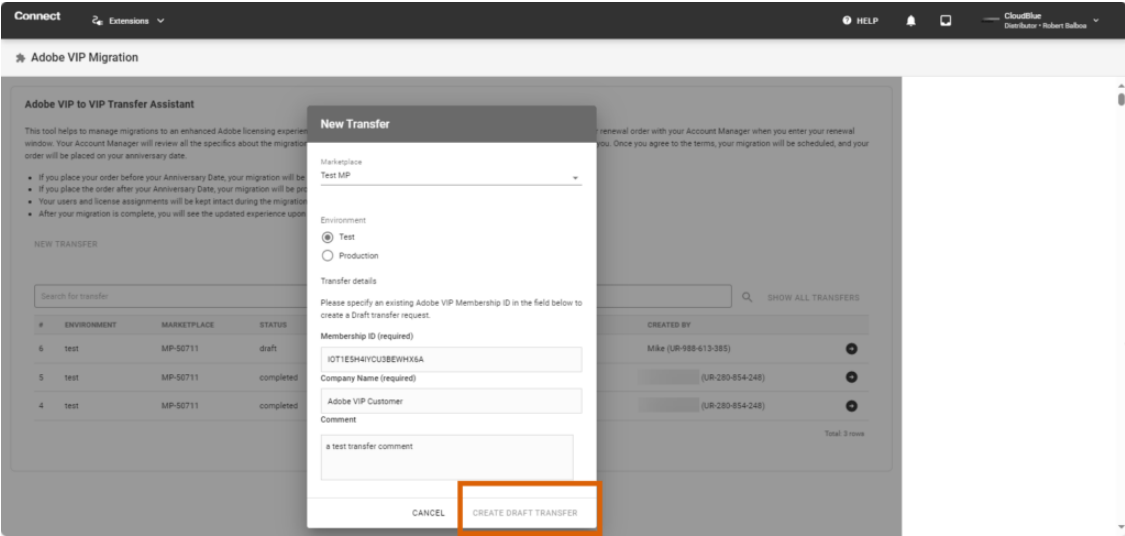
To configure connection settings to Adobe servers, such as **ProductID**, **Extension ID** and **JWT keys**, go to **Settings** and choose **Adobe VIP Migration** under the **Extensions** menu in the left navigation pane:



To initiate the transfer of a new Adobe subscription, select **Adobe VIP Migration tool** on the Home page or in the main drop-down menu and click the **New transfer** button:

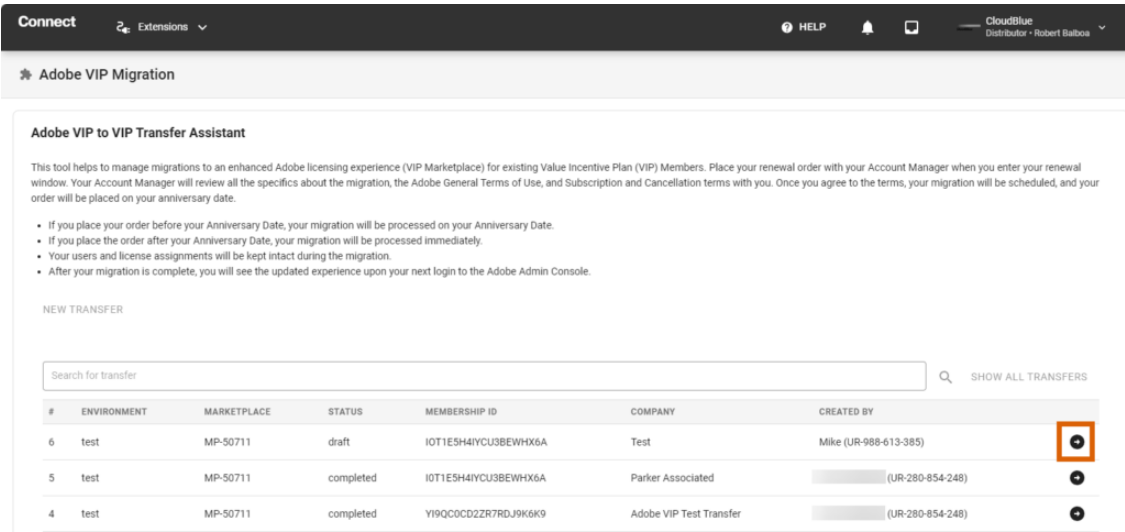


On the **New transfer** dialog box, choose the marketplace, environment (e.g. Test or Production), indicate the **Membership ID** which is the subscription ID on the Adobe side:



After filling out all the required fields, click the **Create draft transfer** button.

To complete the transfer and initiate the real customer data migration, click the arrow sign next to your transfer request, fill out all the required details and click **Migrate to Connect**:



1.2 API - Simultaneous Adjustment

The Connect API now allows you to create an adjustment request for subscriptions that have an associated pending scheduled order by passing the **simultaneous\_adjustment** parameter with the subscription **change capabilities** using the **/products** API call.

The functionality is only supported for *change* requests. Other types of requests, such as *purchase*, *resume*, or *cancel*, do not support the **simultaneous adjustment** parameter.

```
{
  "usage_rule": {},
  "name": "string",
  "short_description": "string",
  "detailed_description": "string",
  "icon": "string",
  "capabilities": {
    "ppu": {
      "ppu": true,
      "schema": "PK",
      "dynamic": true,
      "predictive": true,
      "future": true,
      "late": true
    },
    "reservation": {
      "consumption": true
    },
    "cart": {
      "validation": true
    },
    "inquiring": {
      "validation": true
    },
    "tiers": {
      "updates": true,
      "configs": {
        "configs": true,
        "level": 1,
        "setup": {
          "inquiring_validation": true
        },
        "update": {
          "validation": true,
          "inquiring_validation": true
        }
      },
      "validation": true
    },
    "subscription": {
      "cancel": {
        "scheduling": true
      },
      "change": {
        "simultaneous adjustment": true,
        "maximum_ordering_parameters": true,
        "validation": true,
        "inquiring_validation": true,
        "scheduling": true
      },
      "purchase": {
        "scheduling": true
      },
      "resume": {
        "scheduling": true
      },
      "suspend": {
        "scheduling": true
      },
      "hold": true,
      "schema": "explicit"
    }
  },
  "customer_ui_settings": {}
}
```

### 1.3 Products - Product ID Propagation

For products based on Product Lifecycle Management and Connect Extensions, Connect now propagates product item IDs or product group IDs to Cloudblue Commerce using the **bmResource** field after each product update on the Connect side.

CloudBlue Commerce uses the **bmResource** value as a **Product ID** or **Global Product ID** for integration with external systems across the entire ecosystem landscape.