



<https://cloudblue.com>

[Documentation](#) [Modules](#) [Credentials Vault](#)

Credential Configuration



This article has been generated from the online version of the documentation and might be out of date. Please, make sure to always refer to the online version of the documentation for the up-to-date information.

Auto-generated at May 24, 2026

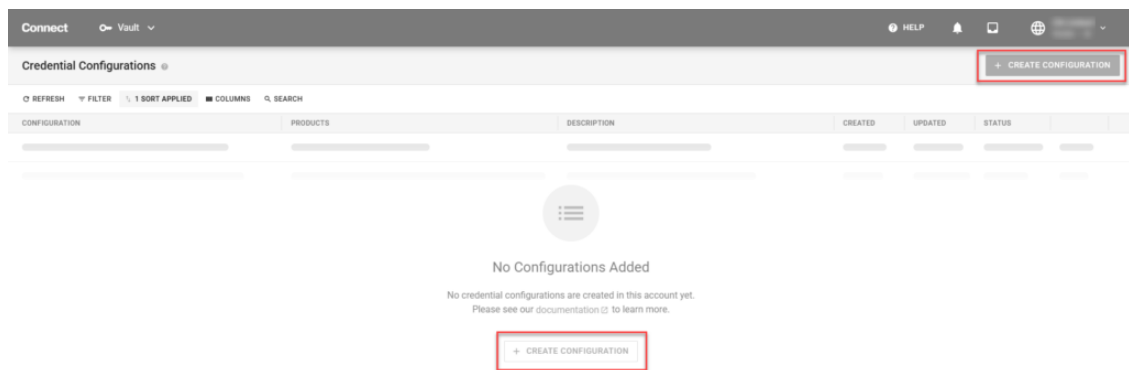


Overview

Credential Configuration is the functionality available on the Vendor Portal that allows Vendors to set up the configuration for their partner's to input their appropriate credentials. This process ensures that the Vendor system receives the secure credentials in the correct structure during the appropriate authentication scenario.

Create Configuration

Click the **Create Configuration** button to launch the Credential Configuration creation wizard.



General

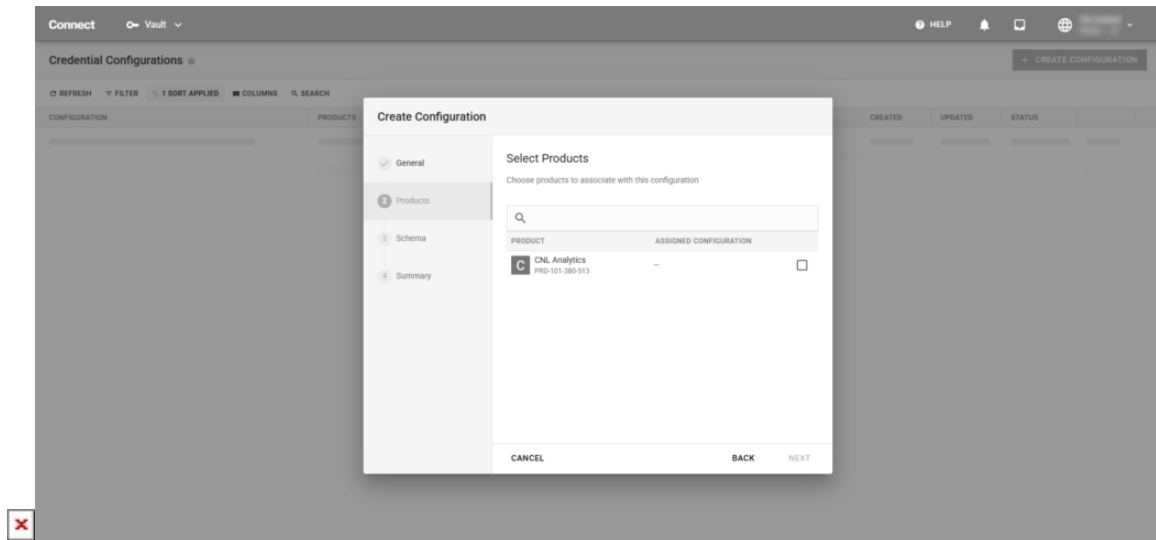
In this section, fill out or select the appropriate information as it relates to the specific credential configuration.

- **Name:** Please provide an appropriate name for this credential configuration
- Type: **Universal** or **Specific Products**
 - Is this credential configuration used system wide or only for specific vendor products?
- **Validation Endpoint URL:** Please specify the endpoint in which this endpoint can be validated
- **Description:** Please provide a description for this Credential Configuration

Products

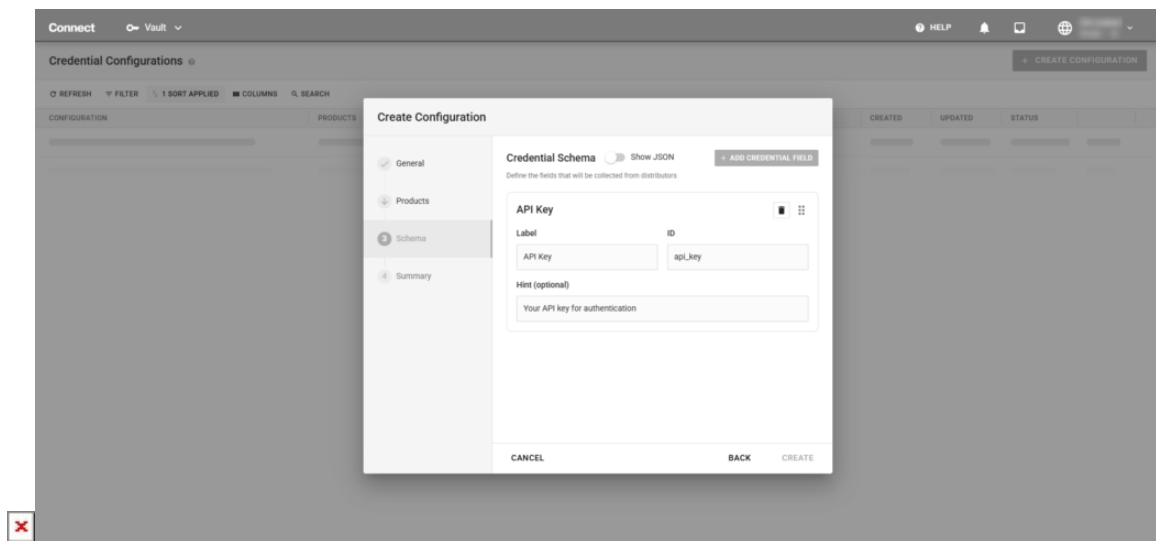
*Note: This step is only available if **Specific Products** is selected in Step 1.*

Select the appropriate product(s) that the credential configuration is applicable for.



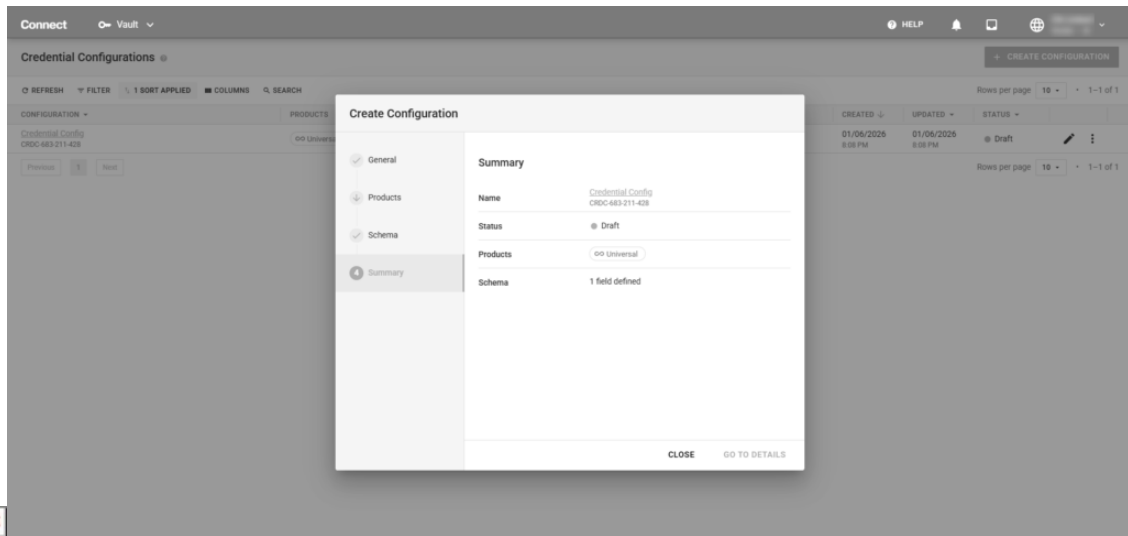
Schema

In the Schema section, please add the appropriate and correct credential fields, along with a label, ID, and optional hint. These fields should reflect the credential type that the partner's have received (e.g. client ID, client secret, API key, JSON key file, etc.). For further customization and specific inputs, use the optional JSON editor.



Summary

Once the wizard has completed, there will be a Summary step that shows the Credentials Configuration and the high level details. From here, you can close the dialog box or click Go To Details to view additional information about and to publish the Credential Configuration



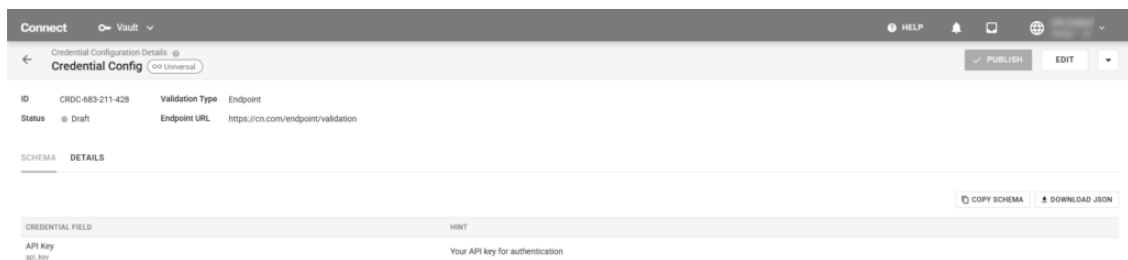
Credential Configuration Details

The Credential Configuration Details page displays all the information regarding the specific credential configuration. If there are any changes required, it can be implemented here. Once the credential configuration is finalized, it can be **published**.



Warning

Once a credential configuration is **published**, there are certain fields that become **uneditable**. Please ensure that all information is correct before publishing the credential configuration.



Once the Credential Configuration is published, it is made available to the Distributor Partners in which the Vendor has a



program agreement with.