



<https://cloudblue.com>

[Documentation](#)  [Modules](#)  [Pricing](#) 

Distributor Pricing Interface



This article has been generated from the online version of the documentation and might be out of date. Please, make sure to always refer to the online version of the documentation for the up-to-date information.

Auto-generated at January 31, 2026



The following provides instructions on how to create a distributor price list instance, generate a price list version, add a price list to a listing and perform other pricing operations by using the graphical user interface on the CloudBlue Connect platform.



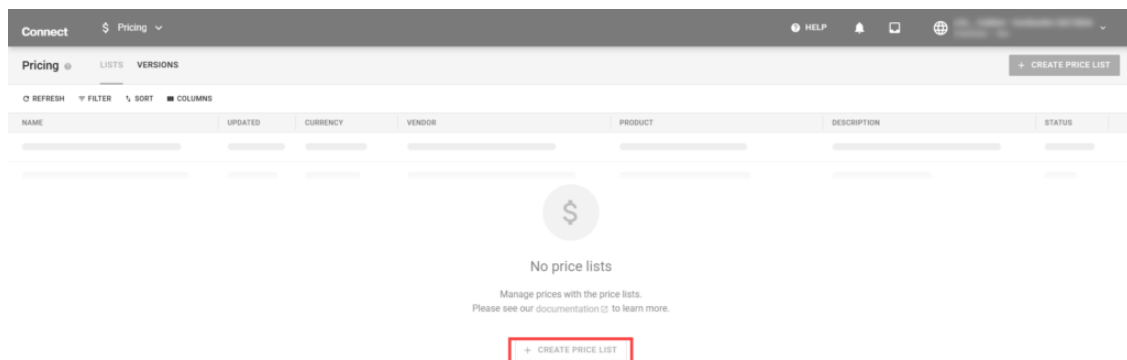
Vendor Price Module Interface

The content on this page is only for the Distributor Portal's Price module. For the Vendor Portal's Price module, please refer to this page.

Price List Creation

Create a new price list object by accessing the **Pricing** module and. Furthermore, the system also enables Vendors to generate a new price list via the **product profile** page. Note that by creating a price list, Vendors generate an initial price list version and specify its activation time and date.

Click the **Add Price List** button to launch a price list creation wizard.

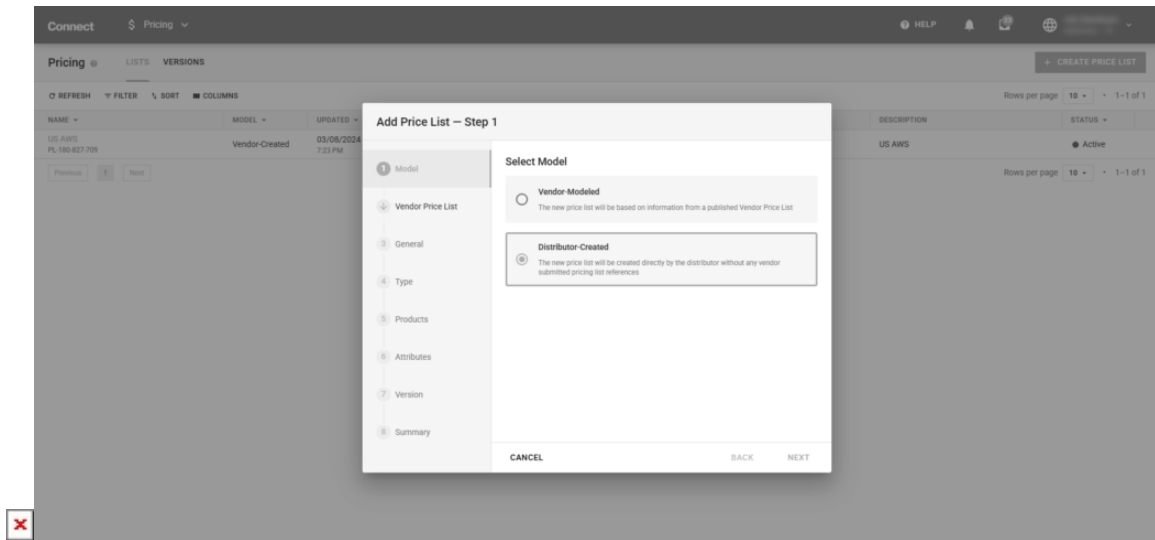


Follow the wizard steps to successfully configure your price list.

Model

Select the model you wish to configure your new price list after:

- **Vendor-Modeled:** The new price list will be based on information from a published Vendor Price List
- **Distributor-Created:** The new price list will be created directly by the distributor without any vendor submitted pricing list references

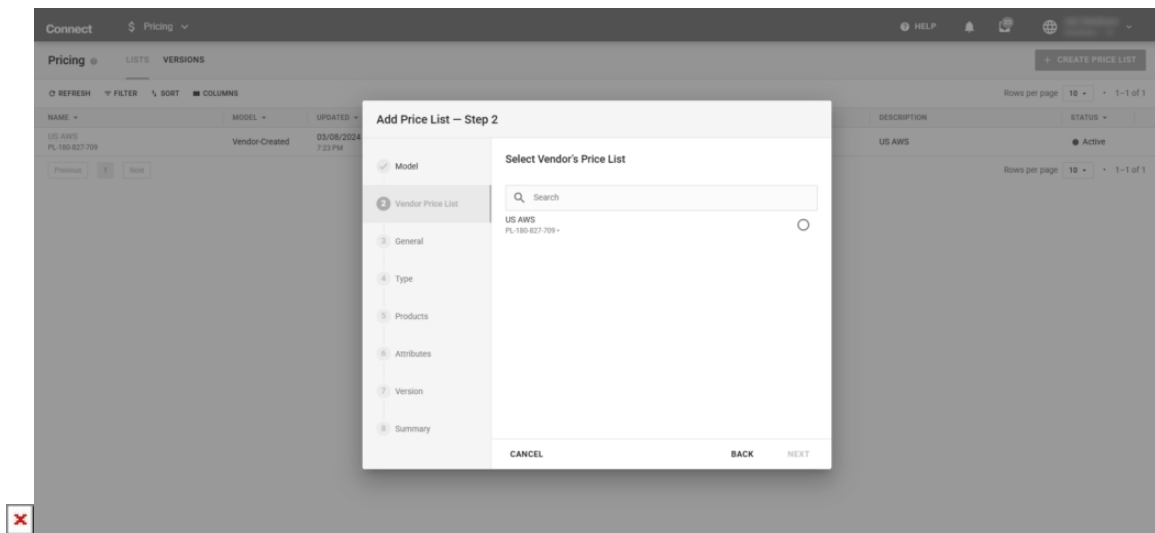


Click **Next** to continue.

Vendor Price List

Select the existing Vendor Price List to have the new price list be modeled after.

Note: This step is only available if Vendor-Modeled is selected in Step 1



General

Please fill in the following information as it relates to the new Price List

- **Name:** Enter a price list name in this field.
- **Currency:** Select a currency for your price list. Note that the system filters the following marketplace options depending



on your selected currency.

This field is only available to be configured if selecting Distributor-Created

- **Precision:** Choose your price precision from the list.

This field is only available to be configured if selecting Distributor-Created

- **Description:** Provide your price list description. Note that specifying description is a required procedure.

Click the **Next** button to continue.

Type

Select the appropriate price list type which the product's pricing is structured on.

Note: This option is only available if Distributor-Created is selected in Step 1. Otherwise, the type is copied from the selected Vendor-Modeled price list

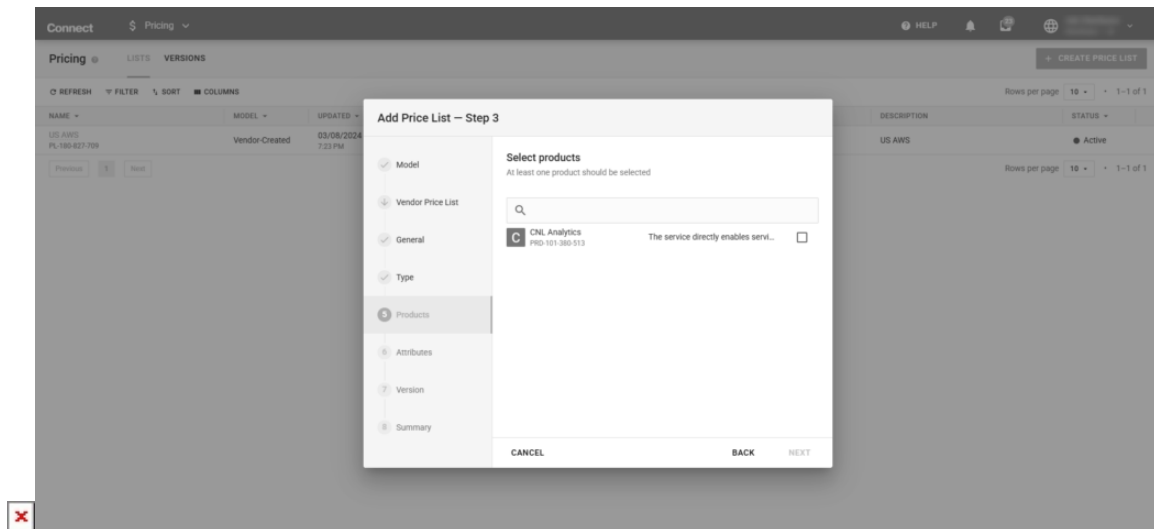
- **Flat:** Applies when a fixed fee is charged for a product or service, regardless of the quantity or usage.
- **Volume:** Applies when a product's or service's fee changes when the quantities purchased meet a specified threshold



Products

Select your product in the following form. Note that at least one product should be selected.

Note: This option is only available if Distributor-Created is selected in Step 1. Otherwise, the product(s) is copied from the selected Vendor-Modeled price list

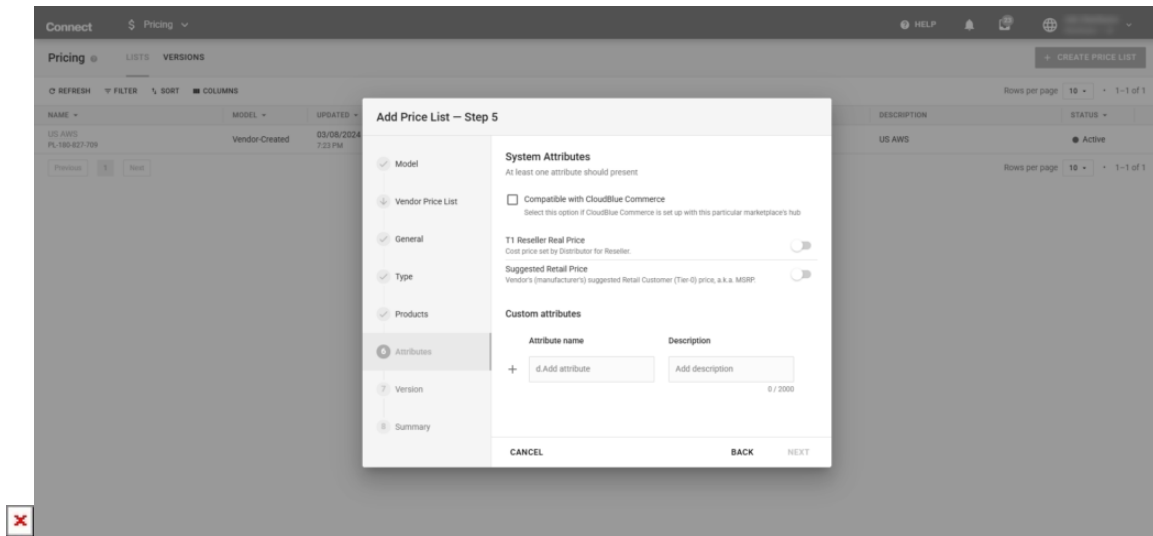


Attributes

Configure the following system attributes.

- **Compatible with CloudBlue Commerce:** This option enforces mandatory price fields and columns that are required from CloudBlue Commerce
- **T1 Reseller Retail Price Column:** Purchasing price set for the Resellers
- **Suggested Retail Price Column:** The Vendors suggested retail price

Configure any optional custom attributes. These custom attributes are custom columns that may provide additional information for specific pricing information.



Click **Next** to continue.

Version

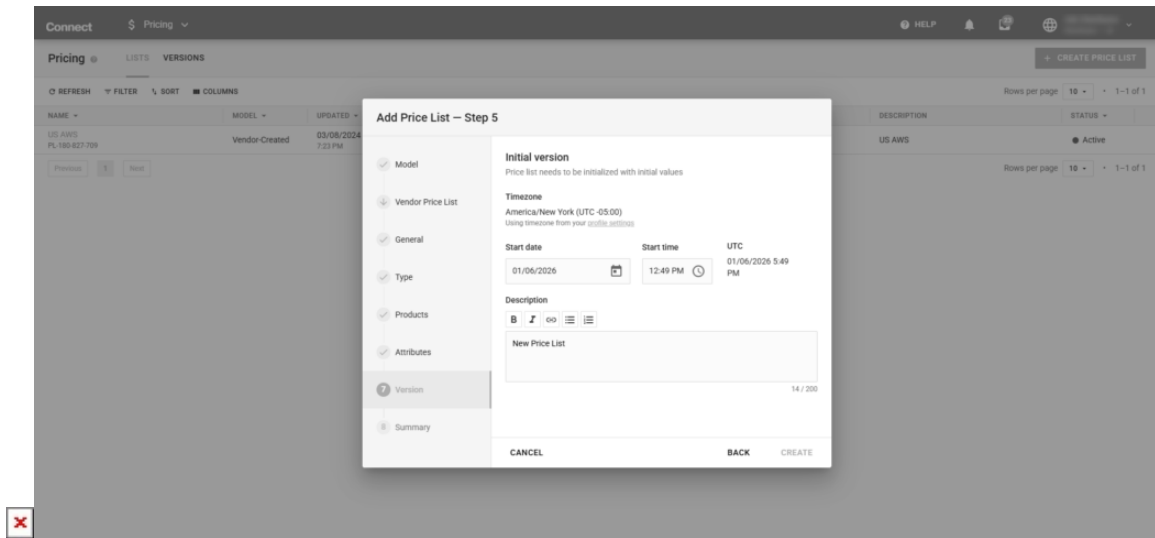
Specify the following attributes for your initial price list version:

- **Start date:** Select your price list version launch date.
- **Start time:** Choose your price list version launch time.
- **Description:** Edit your price list version description by using this field.



Note

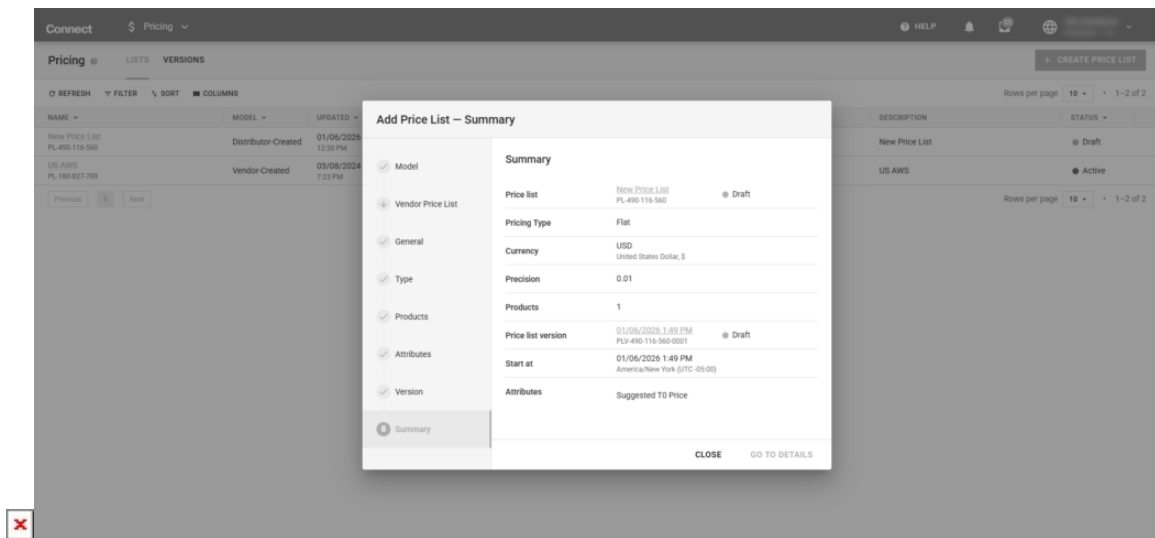
Specified *start date* and *start time* will not serve as your price list version activation time and date. You can schedule your price list version activation once your price list is successfully created.



Click **Create** to finalize your price list and creation.

Summary

As a result, the system provides a summary for your generated price list and price list version objects



Click the **Go to Details** button to access the price list details screen. Otherwise, click **Close** to close the summary.

Version Details Screen

Once a price list version is generated, Distributors can access the price version details screen to activate your version. schedule activation, edit or delete your price list version, manage price values, and perform other operations.

Proceed to the **Versions** section of the **Pricing** module. Thereafter, click on the Start At value to access the price list version



details.

Connect

\$ Pricing

HELP

Price List Details @

New Price List

+ ADD VERSION

EDIT

Status @ Draft

Currency USD • United States Dollar, \$


ID PLV-149-109-151

Precision 0.01

Type Flat

Active Version —

Model Distributor-Created

Products  CNL Analytics • PRD-101-380-513

VERSIONS

PRODUCTS

LISTINGS

DETAILS

ATTRIBUTES

REFRESH

FILTER

% SORT

COLUMNS

Rows per page 10 • 1-1 of 1

START AT

DESCRIPTION

CREATED

CREATED BY

UPDATED

STATUS

01/06/2026 2:40 PM

New Price List

01/06/2026 1:41 PM

AJ

01/06/2026 1:41 PM

@ Draft

Previous

1

Next

Rows per page 10 • 1-1 of 1



Connect

\$ Pricing

HELP

Price list version details @

01/06/2026 2:40 PM


ACTIVATE

EDIT

Status @ Draft

Price List [New Price List](#) • PL-149-109-151

ID PLV-149-109-151-0001

Product  CNL Analytics • PRD-101-380-513

Type Flat Pricing

Currency USD • United States Dollar, \$

Start at 01/06/2026 2:40 PM • America/New York (UTC-05:00)

Precision 0.01

ITEMS

BULK UPDATE

DETAILS

REFRESH

FILTER

% SORT

COLUMNS


Rows per page 10 • 1-2 of 2

ITEM

PRODUCT


SUGGESTED TO PRICE


STATUS

 PRD-101-380-513-00001

CNL Analytics PRD-101-380-513


— @ Empty



 PRD-101-380-513-00002

CNL Analytics PRD-101-380-513

— @ Empty



Previous

1

Next

Rows per page 10 • 1-2 of 2



Distributors can also navigate to the price list details screen and access the version details from this screen.

Populating Values (Flat Pricing)

Distributors can assign values to an individual item by clicking the *edit icon* from the **Items** list.



Connect \$ Pricing ▾

Price list version details @ 01/06/2026 2:40 PM ACTIVATE EDIT

Status @ Draft Price List New Price List • PL-149-109-151
ID PLV-149-109-151-0001 Product CNL_Analytics • PRD-101-380-513
Type Flat Pricing Currency USD • United States Dollar, \$
Start at 01/06/2026 2:40 PM • America/New York (UTC-05:00) Precision 0.01

ITEMS BULK UPDATE DETAILS

REFRESH FILTER SORT COLUMNS Rows per page 10 1-2 of 2

ITEM	PRODUCT	SUGGESTED TO PRICE	STATUS
Essentials PRD-101-380-513-00001	CNL_Analytics PRD-101-380-513	-- @ Empty	
Basic PRD-101-380-513-00002	CNL_Analytics PRD-101-380-513	-- @ Empty	

Previous 1 Next Rows per page 10 1-2 of 2



Connect \$ Pricing ▾

Price list version details @ 01/06/2026 2:40 PM ACTIVATE EDIT

Status @ Draft Price List New Price List • PL-149-109-151
ID PLV-149-109-151-0001 Product CNL_Analytics • PRD-101-380-513
Type Flat Pricing Currency USD • United States Dollar, \$
Start at 01/06/2026 2:40 PM • America/New York (UTC-05:00) Precision 0.01

ITEMS BULK UPDATE DETAILS

REFRESH FILTER SORT COLUMNS Rows per page 10 1-2 of 2

ITEM	PRODUCT	SUGGESTED TO PRICE	STATUS
Essentials PRD-101-380-513-00001	CNL_Analytics PRD-101-380-513	-- @ Empty	
Basic PRD-101-380-513-00002	CNL_Analytics PRD-101-380-513	-- @ Empty	

Previous 1 Next Rows per page 10 1-2 of 2

Download
Upload
Remove price list version



Connect \$ Pricing ▾

Price list version details @ 01/06/2026 2:40 PM ACTIVATE EDIT

Status @ Draft Price List New Price List • PL-149-109-151
ID PLV-149-109-151-0001 Product CNL_Analytics • PRD-101-380-513
Type Flat Pricing Currency USD • United States Dollar, \$
Start at 01/06/2026 2:40 PM • America/New York (UTC-05:00) Precision 0.01

ITEMS BULK UPDATE DETAILS

Files

Upload modified version files to perform bulk update operations.

There are no files at the moment UPLOAD



Distributors can export and import item price values by clicking on the vertical ellipsis () and selecting the **Download** or



Upload options. In addition, Distributors can update provided values by using the bulk update functionality via the corresponding tab.



Note

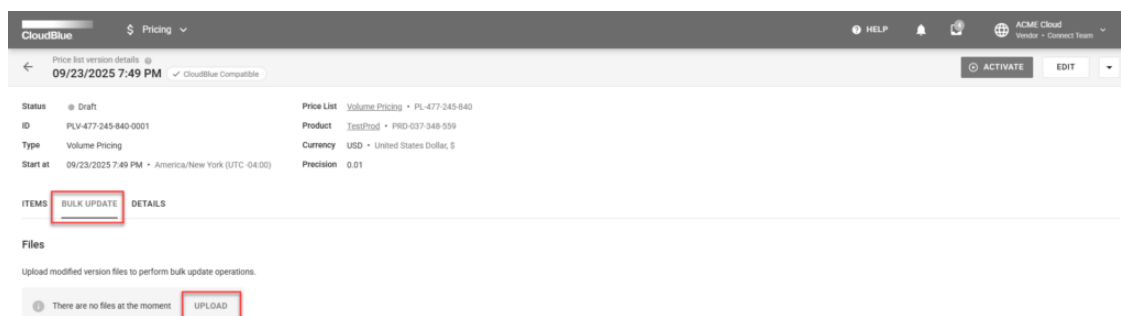
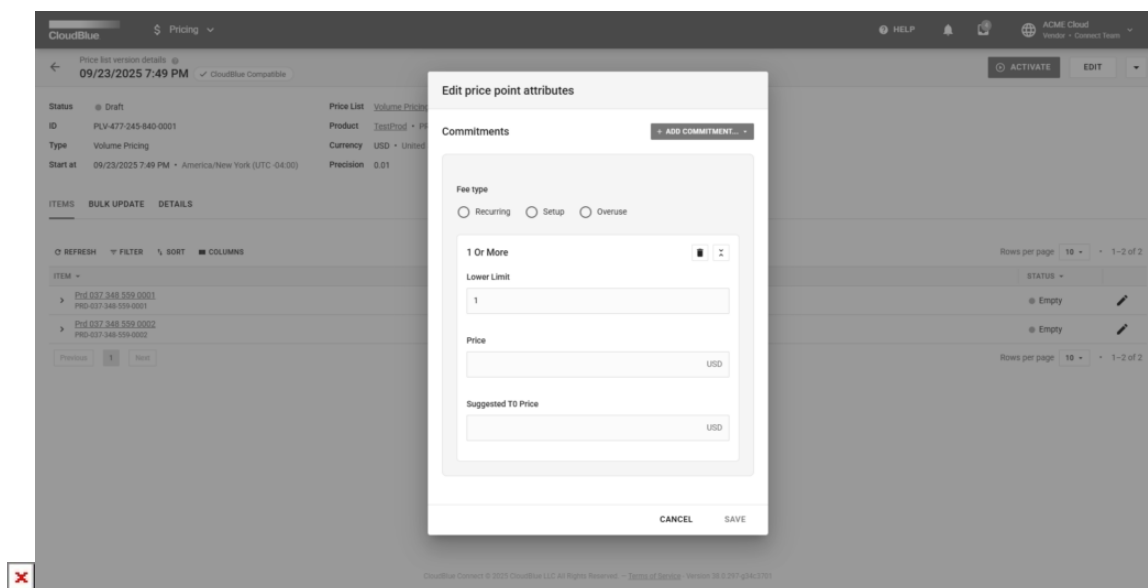
The system imports, exports and updates the item price data in the XLSX format. It is recommended to download the spreadsheet file and get familiar with provided spreadsheet tabs first. Thereafter, you can edit provided data and upload it to the Connect platform.

Once all required values are specified, the system enables Distributors to activate price list version as described below.

Populating Values (Volume Pricing)


Distributors can assign values to an individual item by clicking the *edit icon* from the **Items** list.





The individual items can be configured with the CloudBlue Commerce values of recurring, setup, and overuse per item and configured with appropriate commitment periods.

In the individual item volume buckets, each item can be assigned multiple volume buckets – with a lower limit for each bucket, as well as the correct price value.

Distributors can export and import item price values by clicking on the vertical ellipsis () and selecting the **Download** or **Upload** options. In addition, Vendors can update provided values by using the bulk update functionality via the corresponding tab.



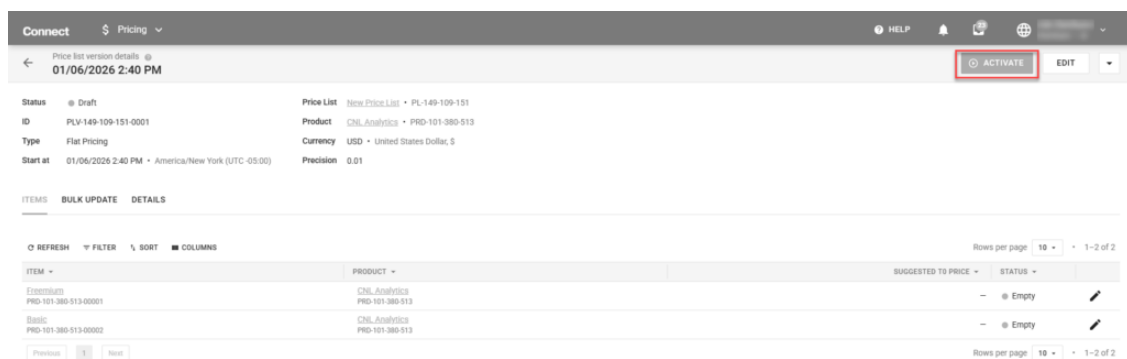
Note

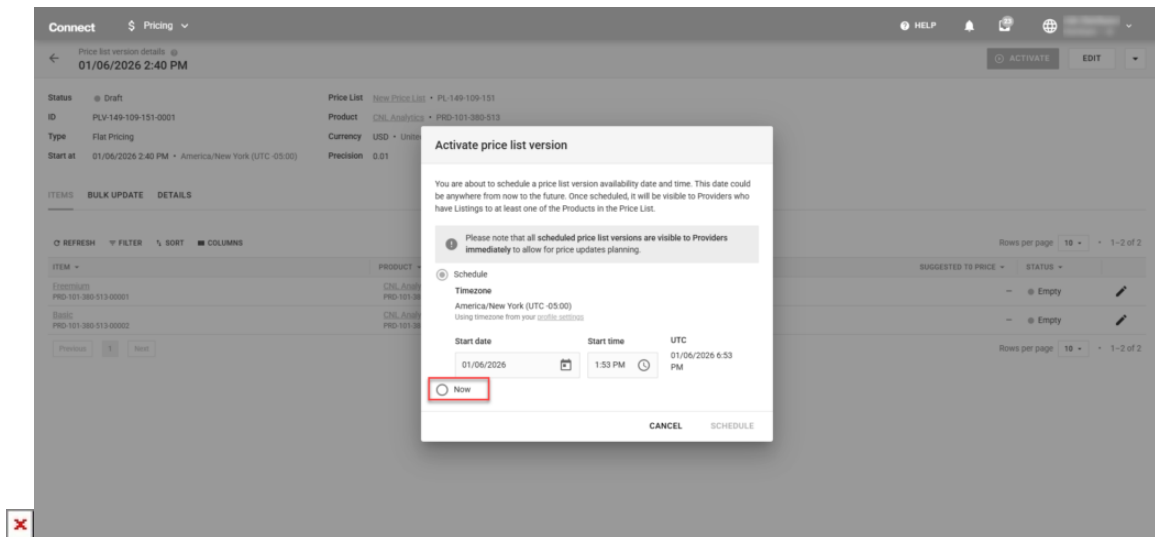
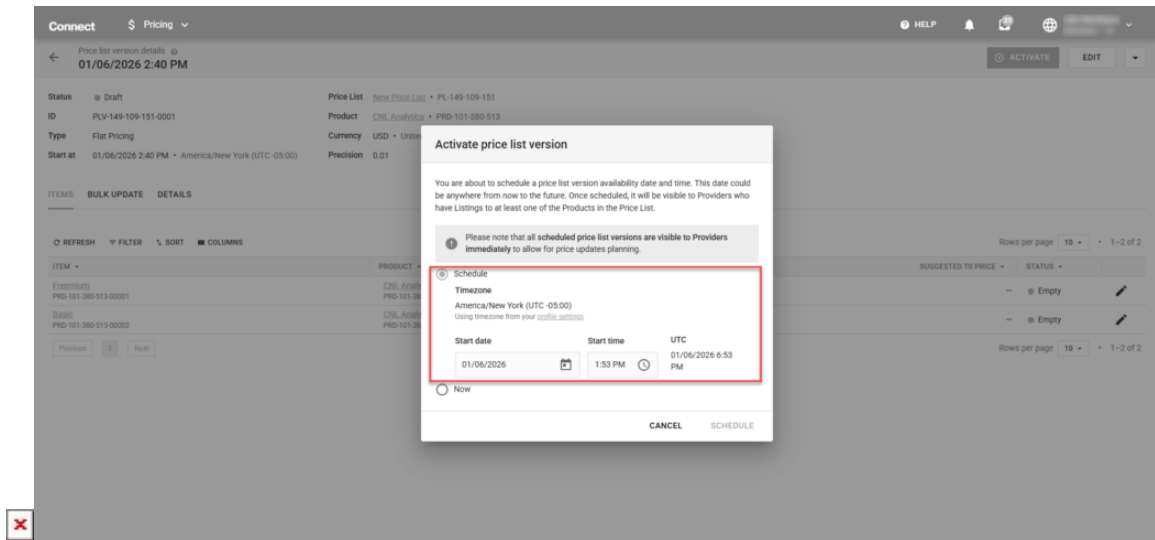
The system imports, exports and updates the item price data in the XLSX format. It is recommended to download the spreadsheet file and get familiar with provided spreadsheet tabs first. Thereafter, you can edit provided data and upload it to the Connect platform.

Once all required values are specified, the system enables Distributors to activate price list version as described below.

Version Activation

Click the **Activate** button at the top right corner of the price list version details screen to activate your price list version or schedule its activation.





Select the **Schedule** option to specify price list activation time and date. Note that the system uses the timezone specified in your account.

Alternatively, select the **Now** option activate their price list version instantly by selecting the Now button.

The system then assigns the *Scheduled* or *Activated* status to the price list version.