



<https://cloudblue.com>

[Documentation](#)  [Modules](#)  [Pricing](#) 

Vendor Pricing Interface



This article has been generated from the online version of the documentation and might be out of date. Please, make sure to always refer to the online version of the documentation for the up-to-date information.

Auto-generated at June 18, 2026



The following provides instructions on how to create a vendor price list instance, generate a price list version, add a price list to a listing and perform other pricing operations by using the graphical user interface on the CloudBlue Connect® platform.



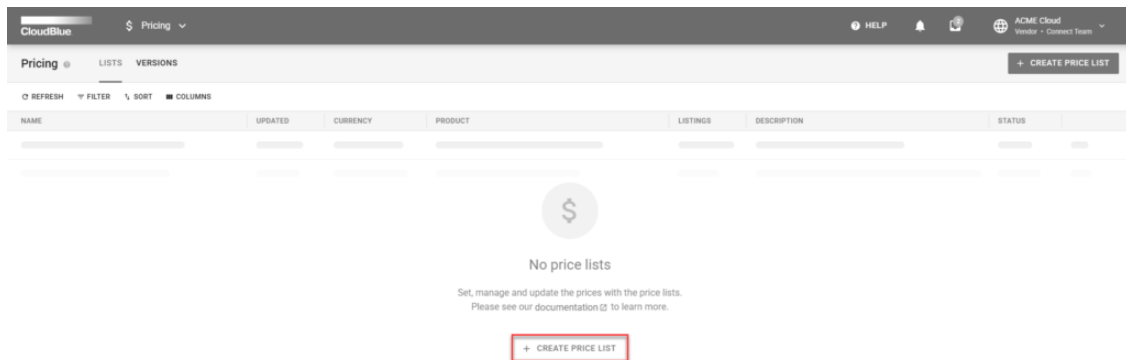
Distributor Price Module Interface

The content on this page is only for the Vendor Portal's Price module. For the Distributor Portal's Price module, please refer to this page.

Price List Creation

Create a new price list object by accessing the **Pricing** module and. Furthermore, the system also enables Vendors to generate a new price list via the **product profile** page. Note that by creating a price list, Vendors generate an initial price list version and specify its activation time and date.

Click the **Add Price List** button to launch a price list creation wizard.



Follow the wizard steps to successfully configure your price list.

General

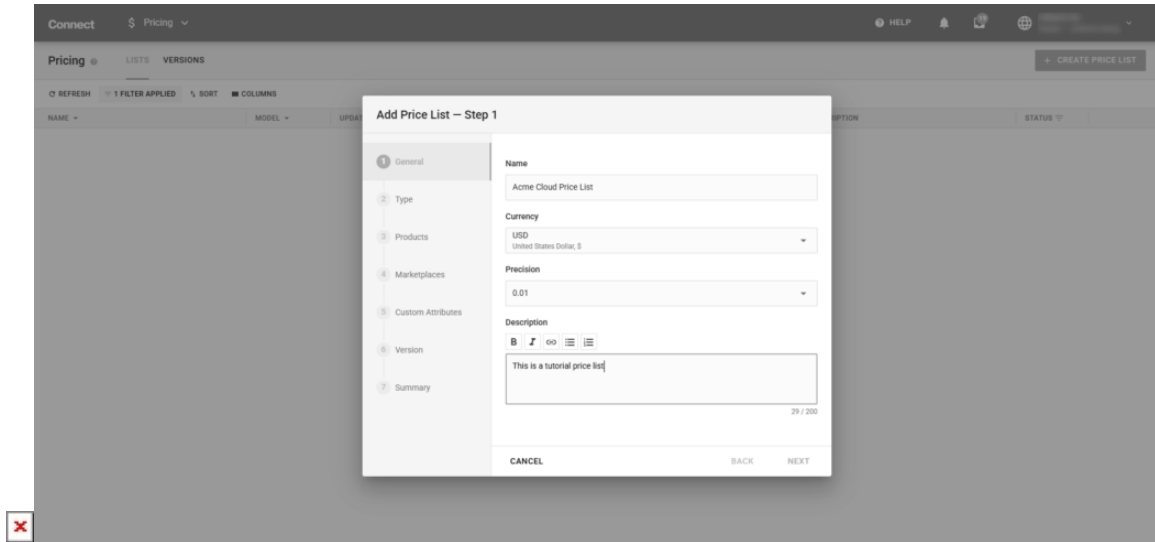
Specify the following general attributes:

- **Name:** Enter a price list name in this field.
- **Currency:** Select a currency for your price list. Note that the system filters the following marketplace options depending



on your selected currency.

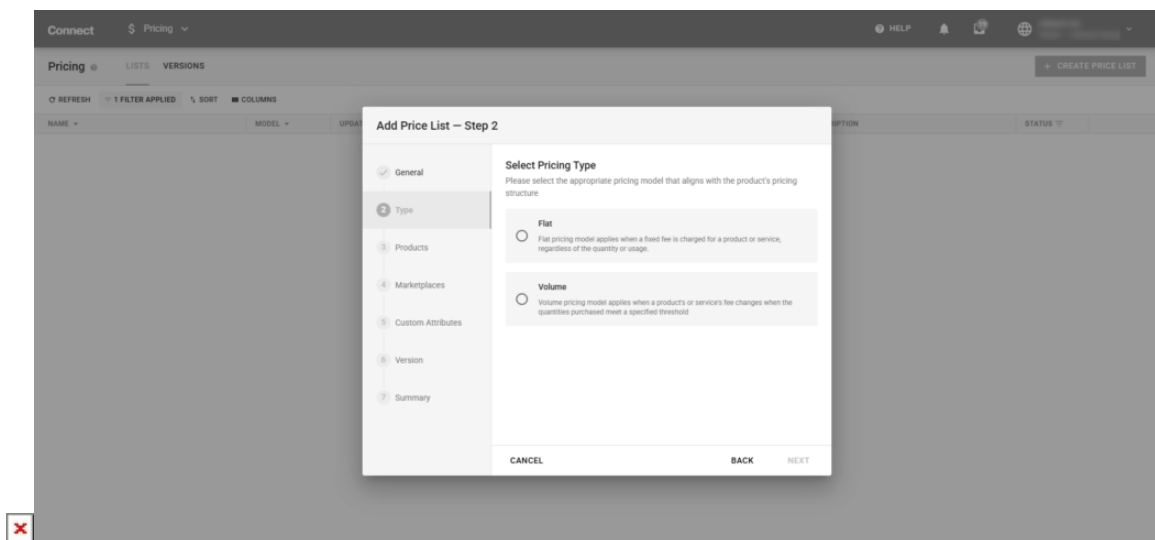
- **Precision:** Choose your price precision from the list.
- **Description:** Provide your price list description. Note that specifying description is a required procedure.



Click **Next** to continue.

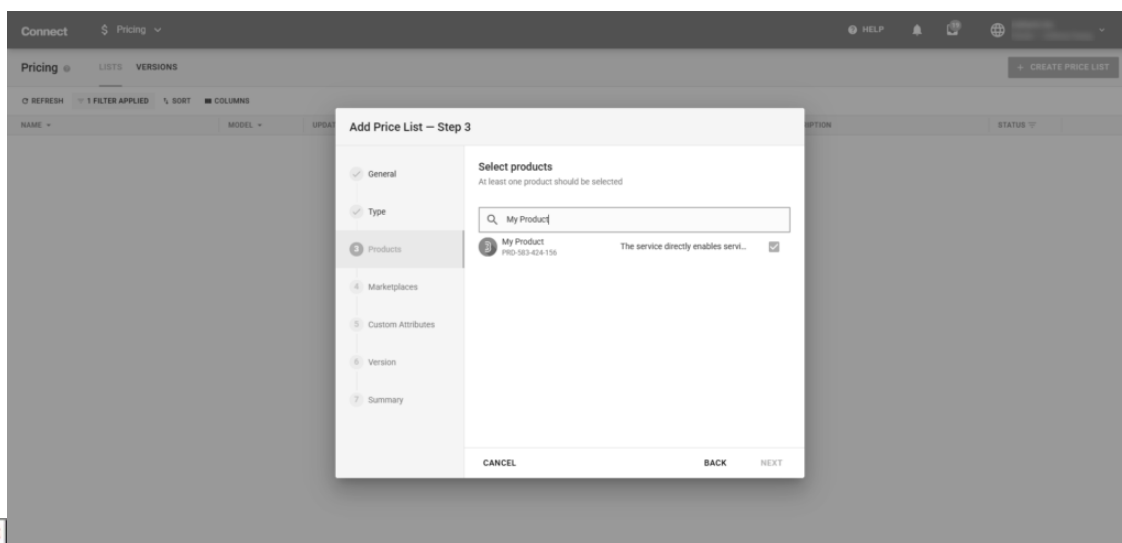
Type

Select the appropriate price list type which the product's pricing is structured on.



Products

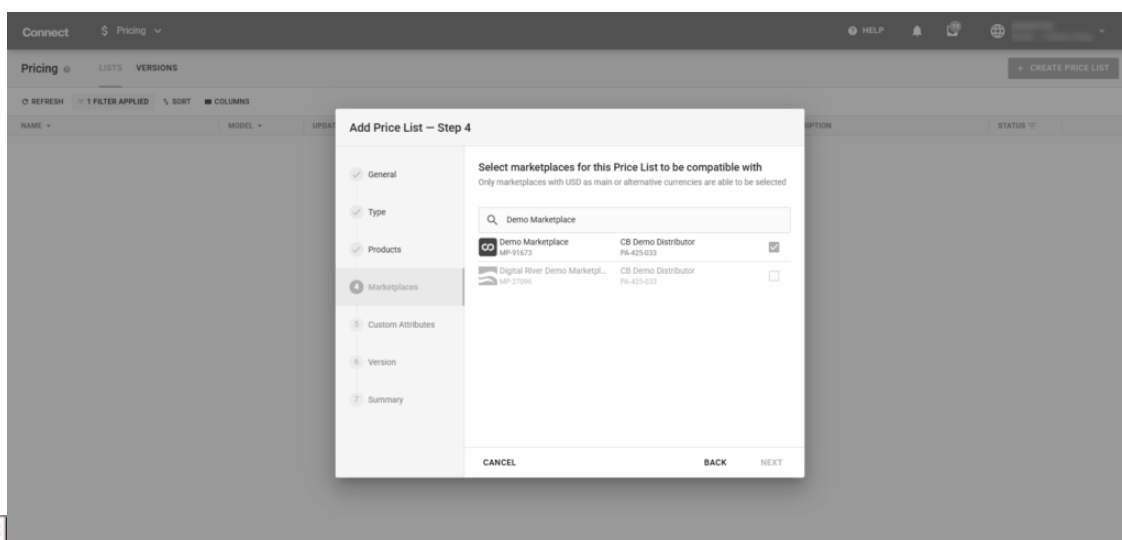
Select your product in the following form. Note that at least one product should be selected.



Click the **Next** button to continue.

Marketplace

Specify a marketplace that supports your selected currency. At least one marketplace should be selected.



CloudBlue Compatible Marketplaces

If a distributor's marketplace supports CloudBlue compatible price lists through CloudBlue Commerce, it will be indicated next to the marketplace ID.



Click **Next** to continue.

Custom Attributes

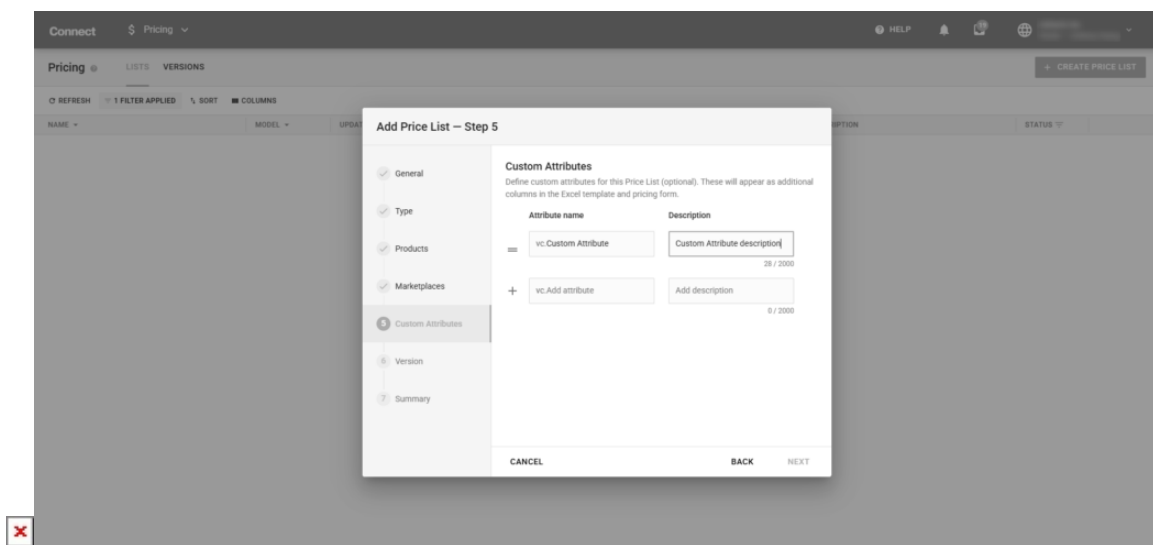


Vendor Custom Attributes for Price Lists

Vendor Custom Attributes for Price Lists are vendor-define columns that can be filled in with additional structured information about the individual item/SKU for the products selected in the price list. These custom attributes can include information about item discount eligibility, pricing level information, or other information related to the item.

These custom attributes are made available to the distributor that receives the price list.

Specify any custom attributes that will be associated with the items for the products selected by providing a column name and column description.



Version

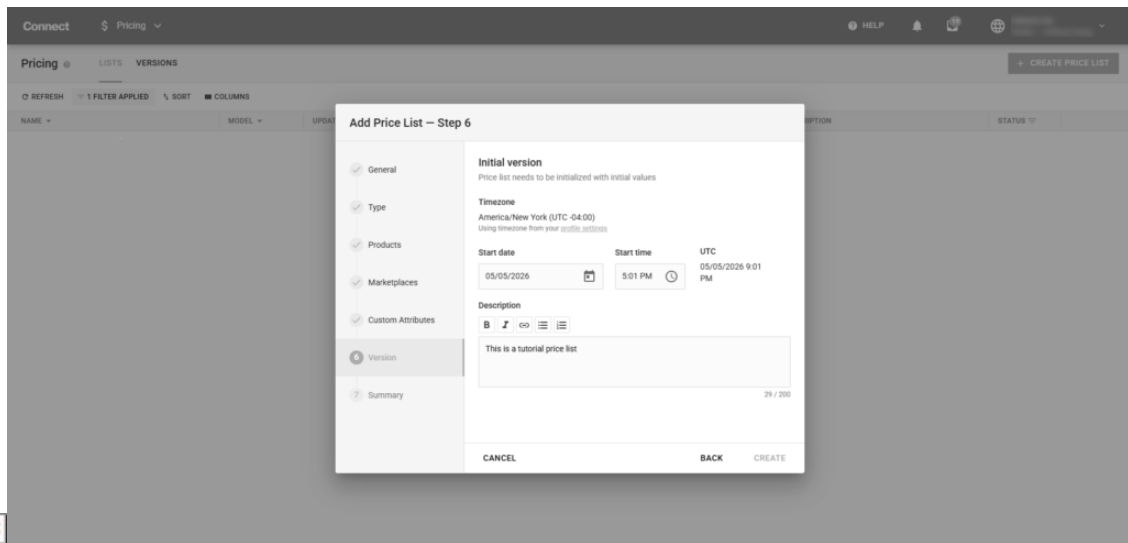
Specify the following attributes for your initial price list version:

- **Start date:** Select your price list version launch date.
- **Start time:** Choose your price list version launch time.
- **Description:** Edit your price list version description by using this field.



Note

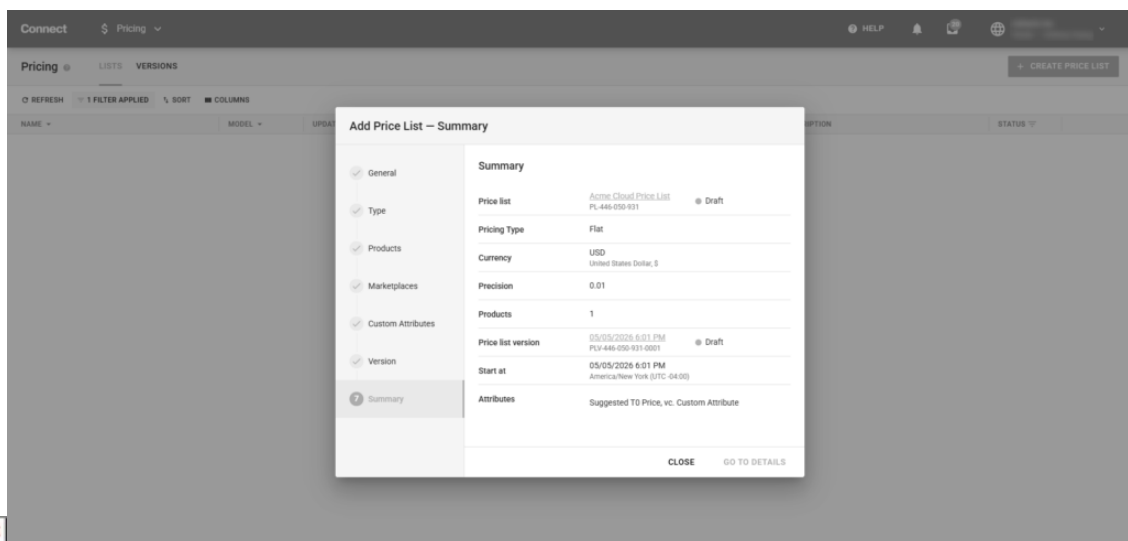
Specified *start date* and *start time* will not serve as your price list version activation time and date. You can schedule your price list version activation once your price list is successfully created.



Click **Create** to finalize your price list and creation.

Summary

As a result, the system provides a summary for your generated price list and price list version objects



Click the **Go to Details** button to access the price list details screen. Otherwise, click **Close** to close the summary.



Version Details Screen

Once a price list version is generated, Vendors can access the price version details screen to activate your version, schedule activation, edit or delete your price list version, manage price values, and perform other operations.

Proceed to the **Versions** section of the **Pricing** module. Thereafter, click on the Start At value to access the price list version details.

START AT	PRICE LIST	UPDATED	CURRENCY	PRODUCTS	LISTINGS	DESCRIPTION	STATUS
06/21/2021 12:23 PM PLV-351-820-562-0001	Front Street Price List PL-351-820-562	06/21/2021 11:24 AM	USD United States Dollar, \$	1	–	This is a tutorial price...	Draft



CloudBlue Connect © 2021 – Ingram Micro Inc. All Rights Reserved. – [Privacy](#) | [Terms of Service](#) - Version 22.0.1888-g3103f39

Price List Details

Status	Name	Currency	Precision	Active Version
Draft	Front Street Price List PL-351-820-562	USD United States Dollar, \$	0.01	–

START AT	DESCRIPTION	CREATED	CREATED BY	UPDATED	STATUS
06/21/2021 12:23 PM PLV-351-820-562-0001	This is a tutorial price list.	06/21/2021 11:24 AM	Robert Balboa UR-149-860-972	06/21/2021 11:24 AM	Draft



CloudBlue Connect © 2021 – Ingram Micro Inc. All Rights Reserved. – [Privacy](#) | [Terms of Service](#) - Version 22.0.1888-g3103f39



CloudBlue Pricing

HELP Front Street Inc
Vendor - Robert Balboa

← Price list version 06/21/2021 12:23 PM details

Status	ID	Start At	Price List	Currency
	PLV-351-820-562-0001	06/21/2021 12:23 PM America/New York (UTC -04:00)	Front Street Price List PL-351-820-562	USD United States Dollar, \$

ITEMS BULK UPDATE DETAILS

REFRESH FILTER SORT COLUMNS Rows per page 10 1-2 of 2

NAME	PRODUCT	SUGGESTED TO PRICE	STATUS	
Prd 027 663 020 0001 PRD-027-663-020-0001	Tutorial Product PRD-027-663-020	-		
Prd 027 663 020 0002 PRD-027-663-020-0002	Tutorial Product PRD-027-663-020	-		

Rows per page 10 1-2 of 2



CloudBlue Connect © 2021 – Ingram Micro Inc. All Rights Reserved. – [Privacy](#) | [Terms of Service](#) - Version 22.0.1888-g3103f39

Vendors can also navigate to the price list details screen and access the version details from this screen.

Populating Values (Flat Pricing)

Vendors can assign values to an individual item by clicking the *edit icon* from the **Items** list.

CloudBlue Pricing

HELP Front Street Inc
Vendor - Robert Balboa

← Price list version 06/30/2021 12:23 PM details

Status	ID	Start At	Price List	Currency
	PLV-351-820-562-0001	06/30/2021 12:23 PM America/New York (UTC -04:00)	Front Street Price List PL-351-820-562	USD United States Dollar, \$

ITEMS BULK UPDATE DETAILS

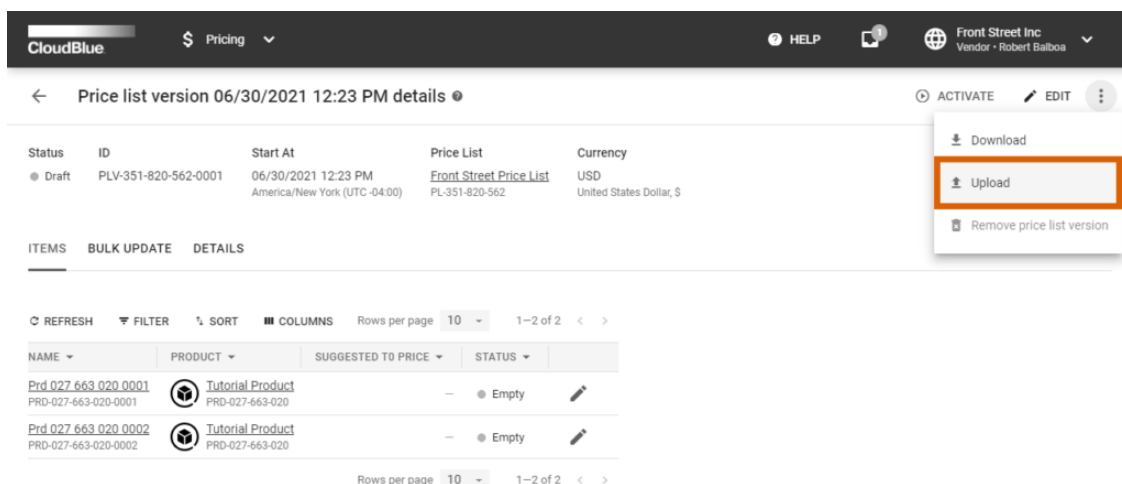
REFRESH FILTER SORT COLUMNS Rows per page 10 1-2 of 2

NAME	PRODUCT	SUGGESTED TO PRICE	STATUS	
Prd 027 663 020 0001 PRD-027-663-020-0001	Tutorial Product PRD-027-663-020	-		
Prd 027 663 020 0002 PRD-027-663-020-0002	Tutorial Product PRD-027-663-020	-		

Rows per page 10 1-2 of 2



CloudBlue Connect © 2021 – Ingram Micro Inc. All Rights Reserved. – [Privacy](#) | [Terms of Service](#) - Version 22.0.1888-g3103f39



CloudBlue Pricing Front Street Inc Vendor - Robert Balboa

Price list version 06/30/2021 12:23 PM details

Status	ID	Start At	Price List	Currency
Draft	PLV-351-820-562-0001	06/30/2021 12:23 PM America/New York (UTC -04:00)	Front Street Price List PL-351-820-562	USD United States Dollar, \$

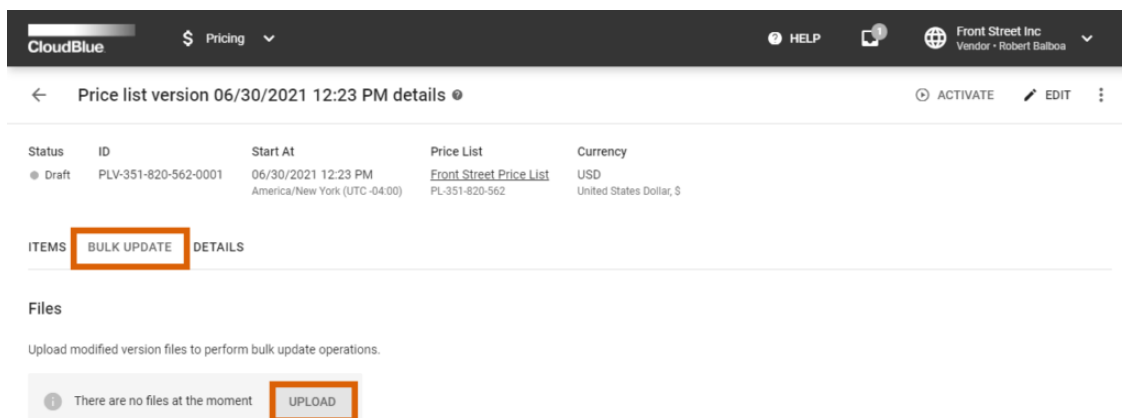
ITEMS BULK UPDATE DETAILS

REFRESH FILTER SORT COLUMNS Rows per page 10 1-2 of 2

NAME	PRODUCT	SUGGESTED TO PRICE	STATUS
Prd 027 663 020 0001 PRD-027-663-020-0001	Tutorial Product PRD-027-663-020	-	● Empty
Prd 027 663 020 0002 PRD-027-663-020-0002	Tutorial Product PRD-027-663-020	-	● Empty

Rows per page 10 1-2 of 2

CloudBlue Connect © 2021 – Ingram Micro Inc. All Rights Reserved. – [Privacy](#) | [Terms of Service](#) - Version 22.0.1888-g3103f39



CloudBlue Pricing Front Street Inc Vendor - Robert Balboa

Price list version 06/30/2021 12:23 PM details

Status	ID	Start At	Price List	Currency
Draft	PLV-351-820-562-0001	06/30/2021 12:23 PM America/New York (UTC -04:00)	Front Street Price List PL-351-820-562	USD United States Dollar, \$


ITEMS **BULK UPDATE** DETAILS

Files

Upload modified version files to perform bulk update operations.

There are no files at the moment **UPLOAD**

CloudBlue Connect © 2021 – Ingram Micro Inc. All Rights Reserved. – [Privacy](#) | [Terms of Service](#) - Version 22.0.1888-g3103f39

Vendors can export and import item price values by clicking on the vertical ellipsis () and selecting the **Download** or **Upload** options. In addition, Vendors can update provided values by using the bulk update functionality via the corresponding tab.



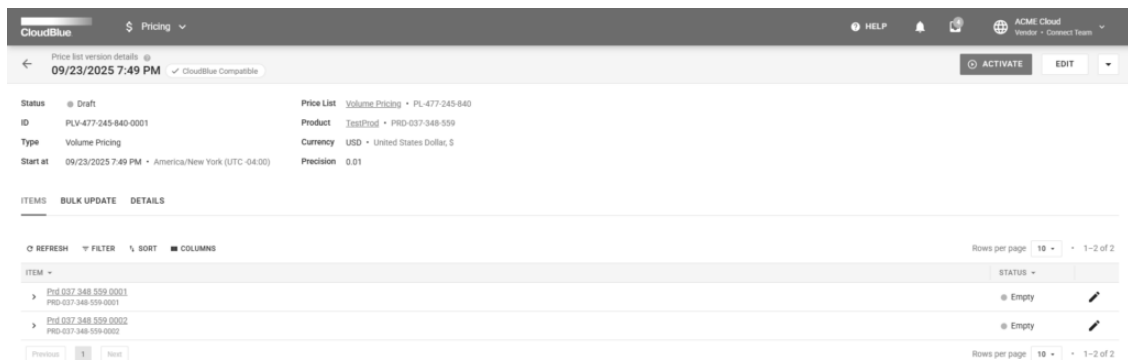
Note

The system imports, exports and updates the item price data in the XLSX format. It is recommended to download the spreadsheet file and get familiar with provided spreadsheet tabs first. Thereafter, you can edit provided data and upload it to the Connect platform.

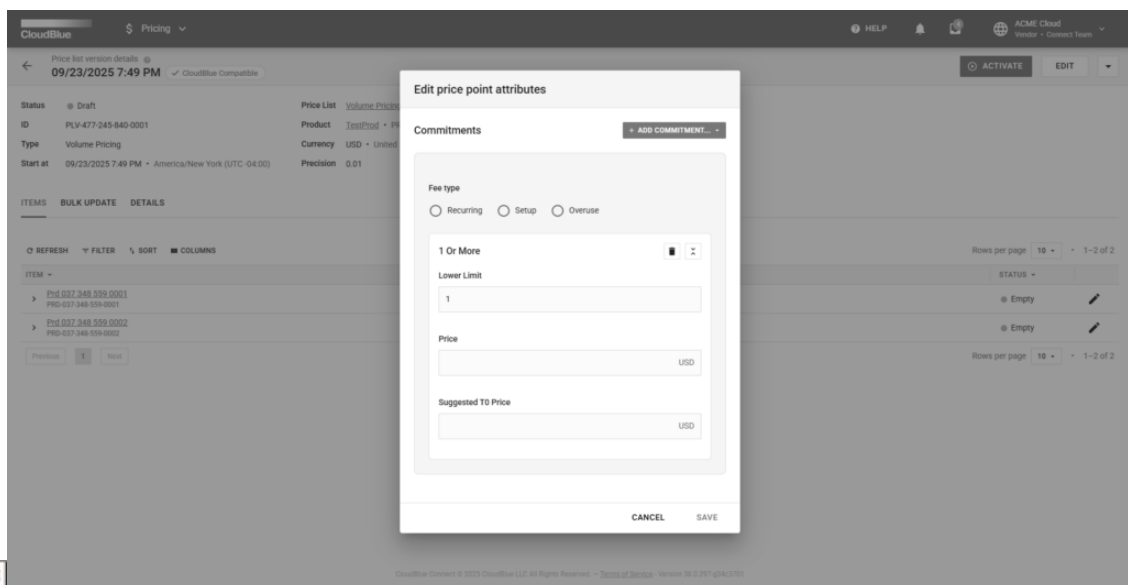
Once all required values are specified, the system enables Vendors to activate price list version as described below.

Populating Values (Volume Pricing)

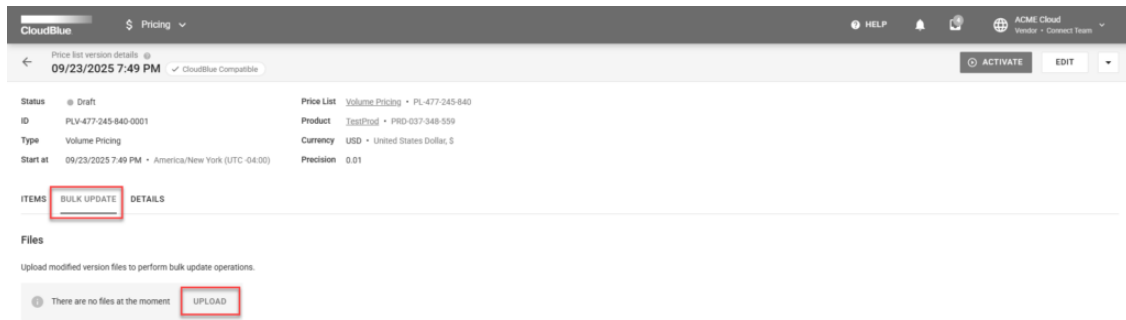
Vendors can assign values to an individual item by clicking the *edit icon* from the **Items** list.



CloudBlue Connect © 2025 CloudBlue LLC All Rights Reserved. - Terms of Service - Version 38.0.297-g14c3701



CloudBlue Connect © 2025 CloudBlue LLC All Rights Reserved. - Terms of Service - Version 38.0.297-g14c3701



CloudBlue Connect © 2025 CloudBlue LLC All Rights Reserved - Terms of Service - Version 38.0.207 (3/4/27/25)

The individual items can be configured with the CloudBlue Commerce values of recurring, setup, and overuse per item and configured with appropriate commitment periods.

In the individual item volume buckets, each item can be assigned multiple volume buckets – with a lower limit for each bucket, as well as the correct price value.

Vendors can export and import item price values by clicking on the vertical ellipsis (⋮) and selecting the **Download** or **Upload** options. In addition, Vendors can update provided values by using the bulk update functionality via the corresponding tab.



Note

The system imports, exports and updates the item price data in the XLSX format. It is recommended to download the spreadsheet file and get familiar with provided spreadsheet tabs first. Thereafter, you can edit provided data and upload it to the Connect platform.

Once all required values are specified, the system enables Vendors to activate price list version as described below.

Version Activation

Click the **Activate** button at the top right corner of the price list version details screen to activate your price list version or



schedule its activation.

CloudBlue Pricing

Price list version 06/30/2021 12:23 PM details **ACTIVATE** EDIT

Status	ID	Start At	Price List	Currency
Draft	PLV-351-820-562-0001	06/30/2021 12:23 PM America/New York (UTC -04:00)	Front Street Price List PL-351-820-562	USD United States Dollar, \$

ITEMS BULK UPDATE DETAILS

REFRESH FILTER SORT COLUMNS Rows per page 10 1-2 of 2

NAME	PRODUCT	SUGGESTED TO PRICE	STATUS
Prd 027 663 020 0001 PRD-027-663-020-0001	Tutorial Product PRD-027-663-020	35.00	Filled
Prd 027 663 020 0002 PRD-027-663-020-0002	Tutorial Product PRD-027-663-020	35.00	Filled

Rows per page 10 1-2 of 2

CloudBlue Connect © 2021 – Ingram Micro Inc. All Rights Reserved. – [Privacy](#) | [Terms of Service](#) - Version 22.0.1888-g3103f39



CloudBlue Pricing

Price list version 06/30/2021 **ACTIVATE** EDIT

Activate price list version

You are about to schedule a price list version availability date and time. This date could be anywhere from now to the future. Once scheduled, it will be visible to Distributors who have Listings to at least one of the Products in the Price List.

Please note that all scheduled price list versions are visible to Distributors immediately to allow for price updates planning.

Schedule

Timezone
America/New York (UTC -04:00)
Using timezone from your [profile settings](#)

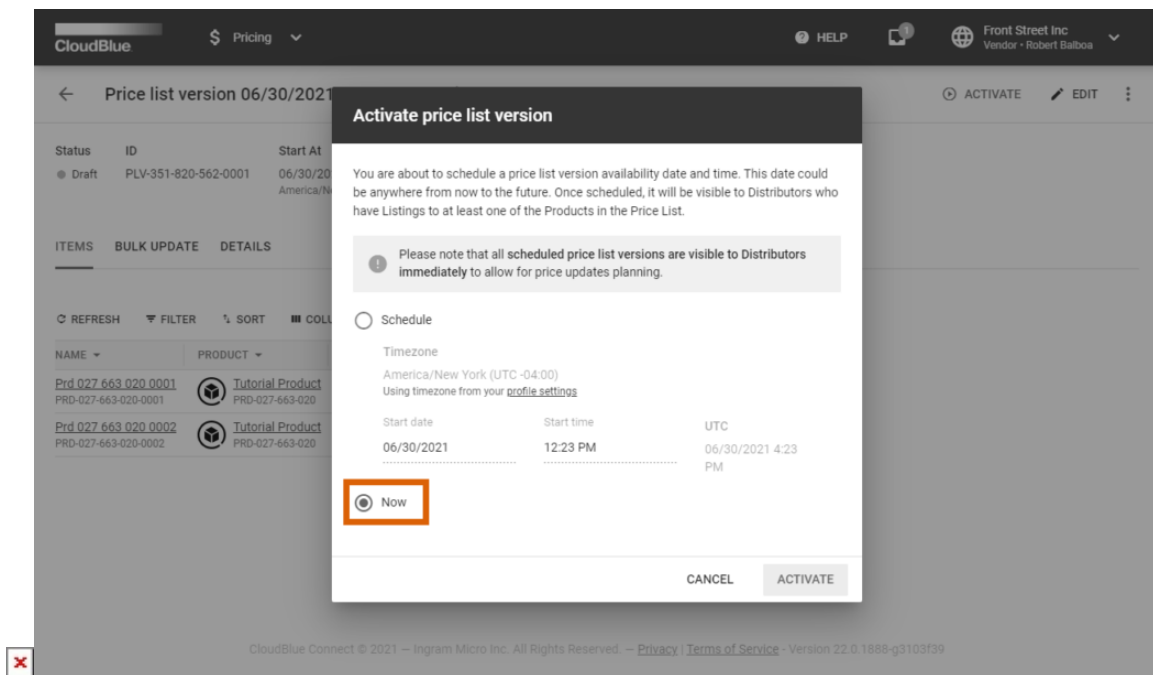
Start date	Start time	UTC
06/30/2021	12:23 PM	06/30/2021 4:23 PM

Now

CANCEL SCHEDULE

CloudBlue Connect © 2021 – Ingram Micro Inc. All Rights Reserved. – [Privacy](#) | [Terms of Service](#) - Version 22.0.1888-g3103f39





Select the **Schedule** option to specify price list activation time and date. Note that the system uses the timezone specified in your account.

Alternatively, select the **Now** option activate their price list version instantly by selecting the Now button.

Once the system assigns the *Scheduled* or *Activated* status to a price list version, Vendors can update their listing and attach a price list to it.

Managing Listings

To make a price list visible to Distributors, Vendors are required to create a new listing instance or update their existing one and attach their new price lists. The instructions below showcase this operation:

CloudBlue ★ Listings HELP Front Street Inc Vendor - Robert Balboa

Listings DIRECTORY REQUESTS MANAGE LISTING

All Listings REFRESH FILTER 1 SORT APPLIED COLUMNS Rows per page 10 1-1 of 1

ID	CREAT...	UPDA...	PRODUCT	PROVIDER	MARKETPLACE	PENDING REQUEST	STATUS
LST-845-928-760	05/27/2021 12:07 PM	06/22/2021 6:21 AM	Tutorial Product PRD-027-663-020	Mighty Mick's LLC PA-995-631	Tutorial Marketplace MP-46927	-	Listed

Rows per page 10 1-1 of 1

CloudBlue Connect © 2021 – Ingram Micro Inc. All Rights Reserved. – [Privacy](#) | [Terms of Service](#) - Version 22.0.1888-g3103f39

CloudBlue ★ Listings HELP Front Street Inc Vendor - Robert Balboa

Listings DIRECTORY REQUESTS MANAGE LISTING

Manage Listing – Step - 5

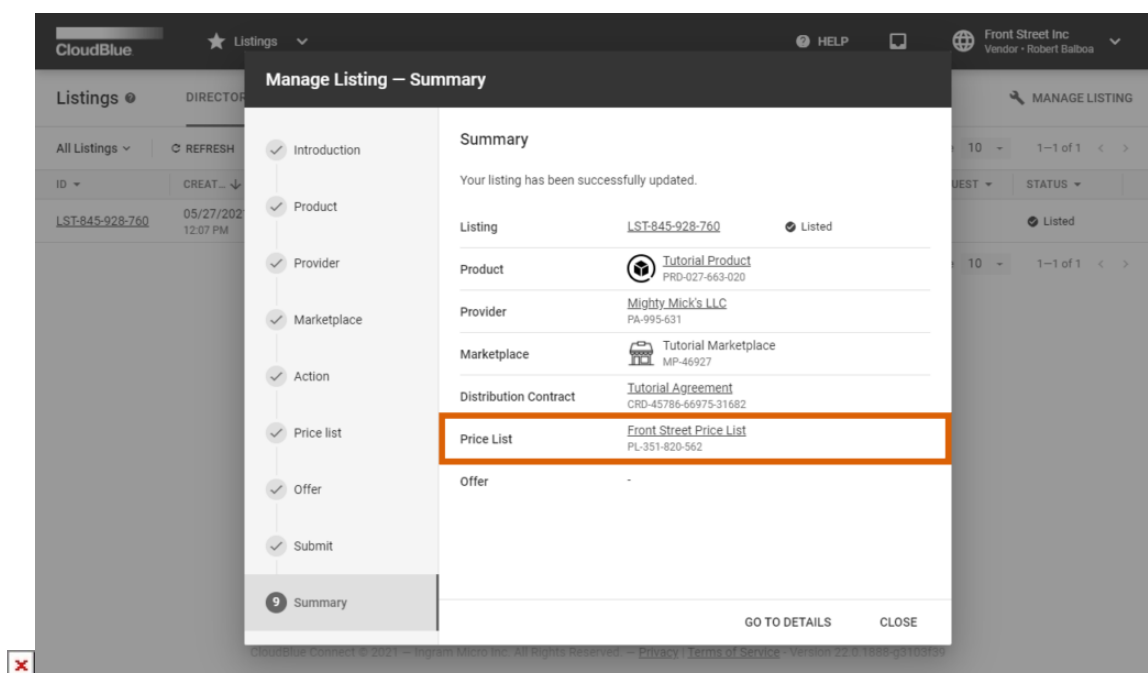
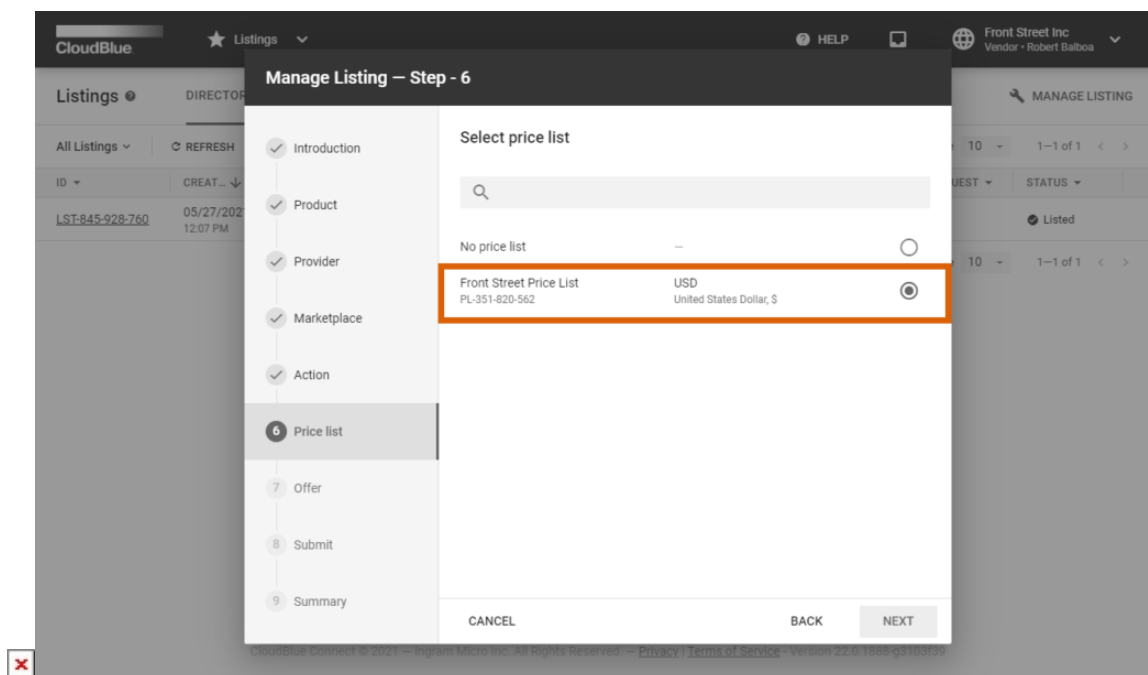
- Introduction
- Product
- Provider
- Marketplace
- 5 Action**
- 6 Price list
- 7 Offer
- 8 Submit
- 9 Summary

Manage listing
Change or remove the price list and offer attached to this product listing.

Terminate listing
Request product listing to be terminated with the provider.

CANCEL BACK NEXT

CloudBlue Connect © 2021 – Ingram Micro Inc. All Rights Reserved. – [Privacy](#) | [Terms of Service](#) - Version 22.0.1888-g3103f39



1. Proceed to the **Listings** module and click the **Manage Listing** button to launch the listing management wizard. In case you don't have any listings, you can also create a new one by clicking the corresponding button on the interface.
2. Follow the wizard steps to update your listing or generate a new listing request. Once the system asks to specify your required *Action*, select the *Manage Listing* option.
3. Next, select your created price list in the following *Price lists* step. Continue to configure your listing by following the wizard steps.



Once a new listing request is successfully submitted, the created price list will be available for Distributors. The system will also provide the updated listing summary and displays the selected price list.