

[Documentation](#) → [Connect SDK and Tools](#) → [Examples](#) → [Fulfillment Requests](#) →

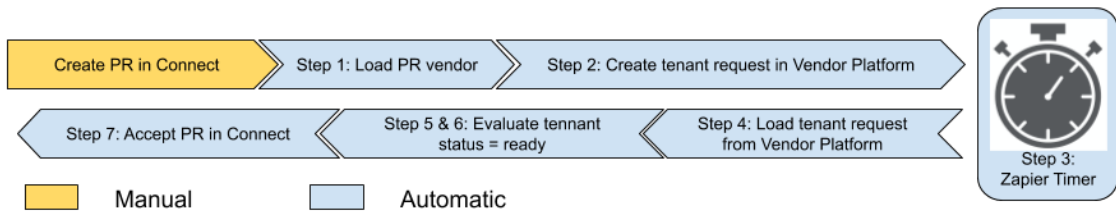
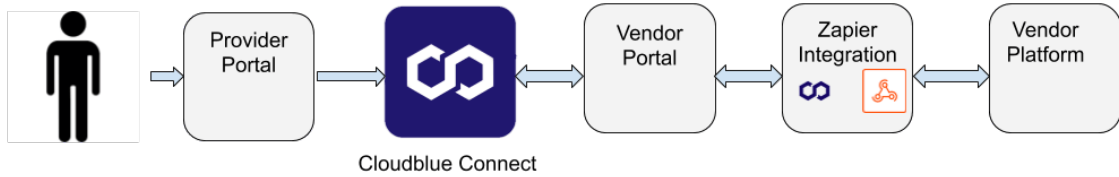
# Subscription Requests with Zapier



This article has been generated from the online version of the documentation and might be out of date. Please, make sure to always refer to the online version of the documentation for the up-to-date information.

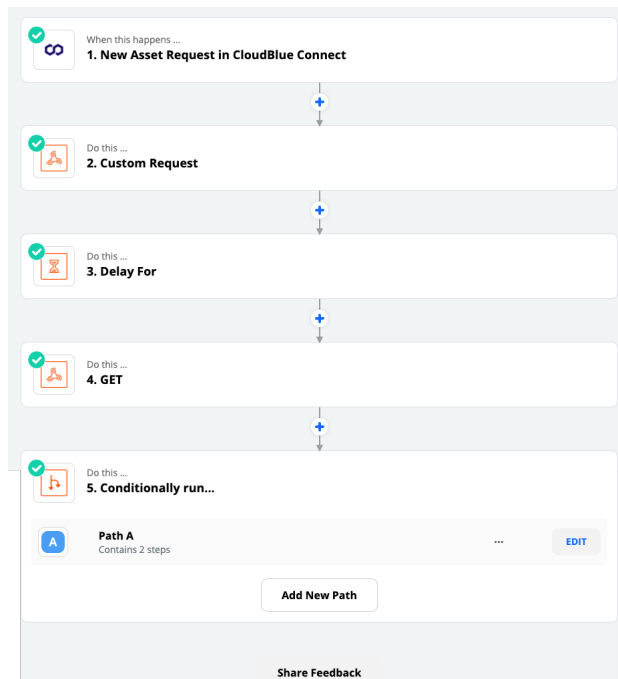
Auto-generated at October 27, 2021

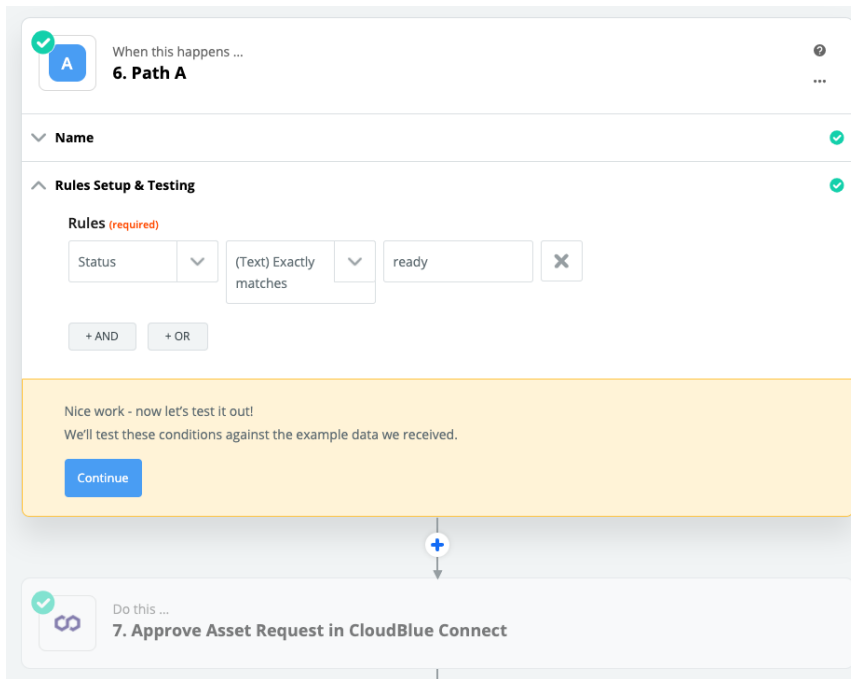
The Cloudblue Connect Zapier App is a valuable way to implement workflows between Cloudblue Connect and a lot of platforms. Also Zapier have a connector that allows to integrate workflows with a API Rest System.



### Integration workflow

This workflow has two parts, the first load the request from the Vendor Portal and using a POST operation over the API of the Vendor Platform. After a period of time (calculated by Zapier Time) checks if the request is in status = ready, it is true, perform the accept request operation to Vendor Portal.





When this happens ...  
**6. Path A**

▼ Name ✓

^ Rules Setup & Testing ✓

Rules (required)

Status (Text) Exactly matches ready

+ AND + OR

Nice work - now let's test it out!  
We'll test these conditions against the example data we received.

Continue

+

Do this ...  
**7. Approve Asset Request in CloudBlue Connect**